



PUBLIC PROCUREMENT  
AUTHORITY

# FLASH REPORT

Hungarian public procurements in numbers

Q3 OF 2022





## CONTENTS

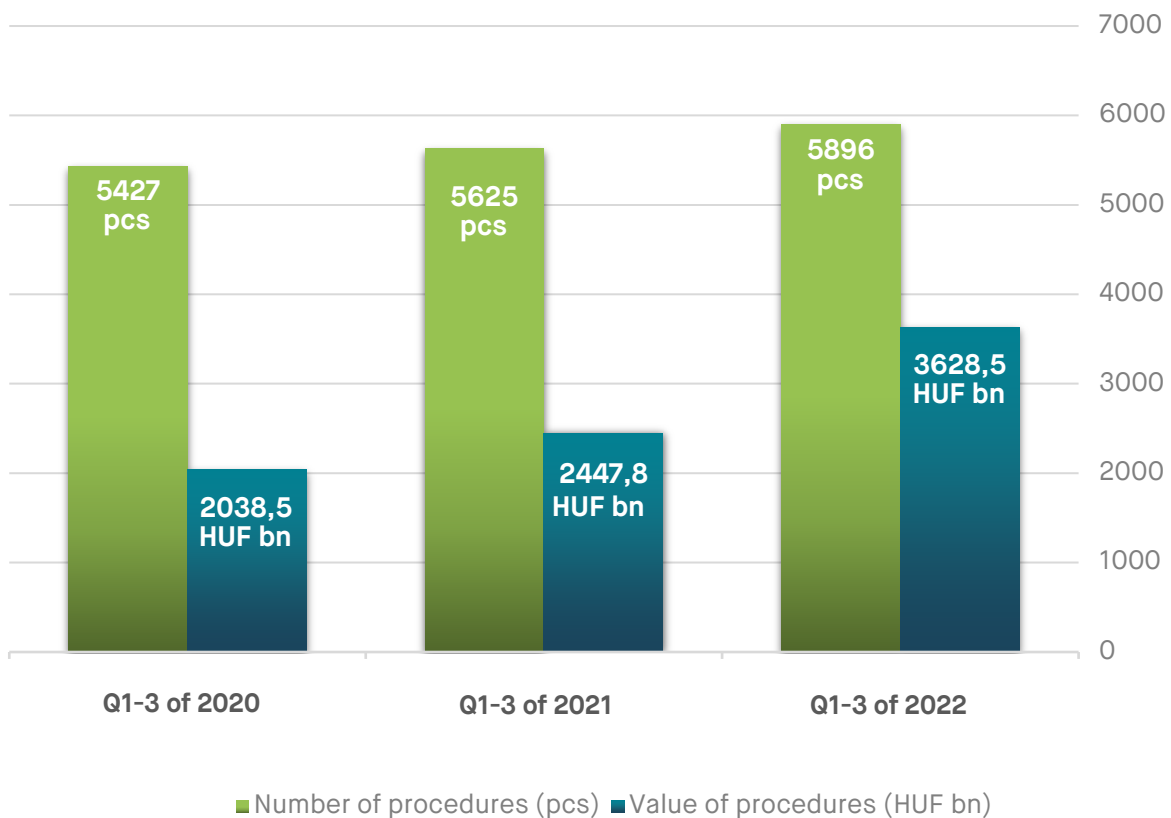
<b>I. THE VOLUME OF HUNGARIAN PUBLIC PROCUREMENTS</b>	<b>3</b>
<b>II. THE SMEs SECTOR CONTINUES TO DOMINATE</b>	<b>8</b>
<b>III. COMPETITION IS ENSURED</b>	<b>10</b>
<b>IV. SUSTAINABILITY ASPECTS IN HUNGARIAN PUBLIC PROCUREMENTS</b>	<b>18</b>



## I. THE VOLUME OF HUNGARIAN PUBLIC PROCUREMENTS

### 1. The number (pcs) and value (HUF bn) of effective public procurement procedures in Q1-3 of 2020, 2021 and 2022

The number (pcs) and value (HUF bn) of effective public procurement procedures in Q1-3 of 2020, 2021 and 2022

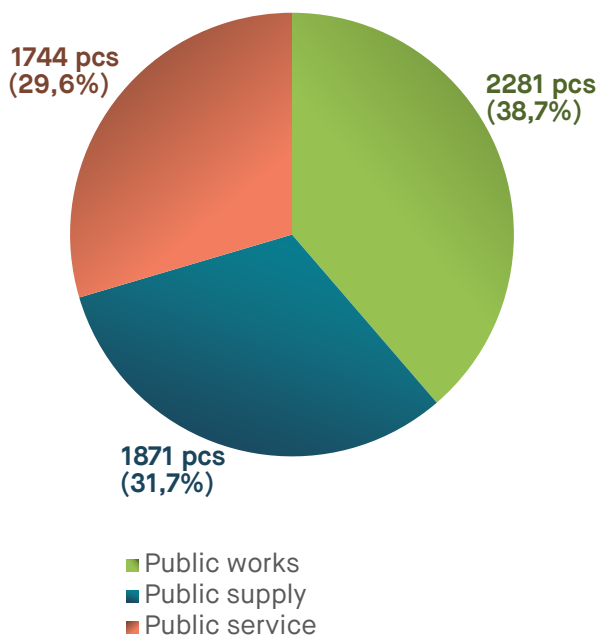


In the first three quarters of 2022 contracting authorities conducted 5896 effective public procurement procedures, which is 5% more than the data in the same period of last year. The total value of these procedures amounted to HUF 3628,5 billion, which is about one and a half times more than the value in the same period of the previous year.

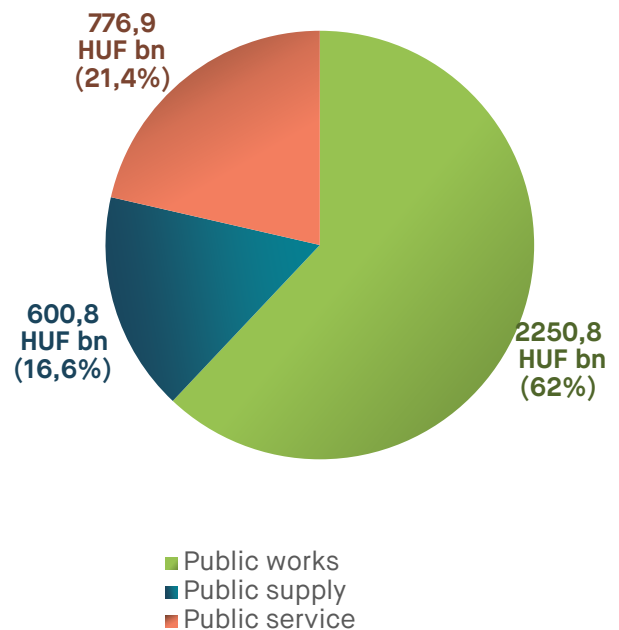


## 2. The number (pcs) and value (HUF bn) of public procurement procedures by procurement subject-matter in Q1-3 of 2022

The number (pcs) of public procurement procedures by main subject-matter in Q1-3 of 2022



The value (HUF bn) of public procurement procedures by main subject-matter in Q1-3 2022



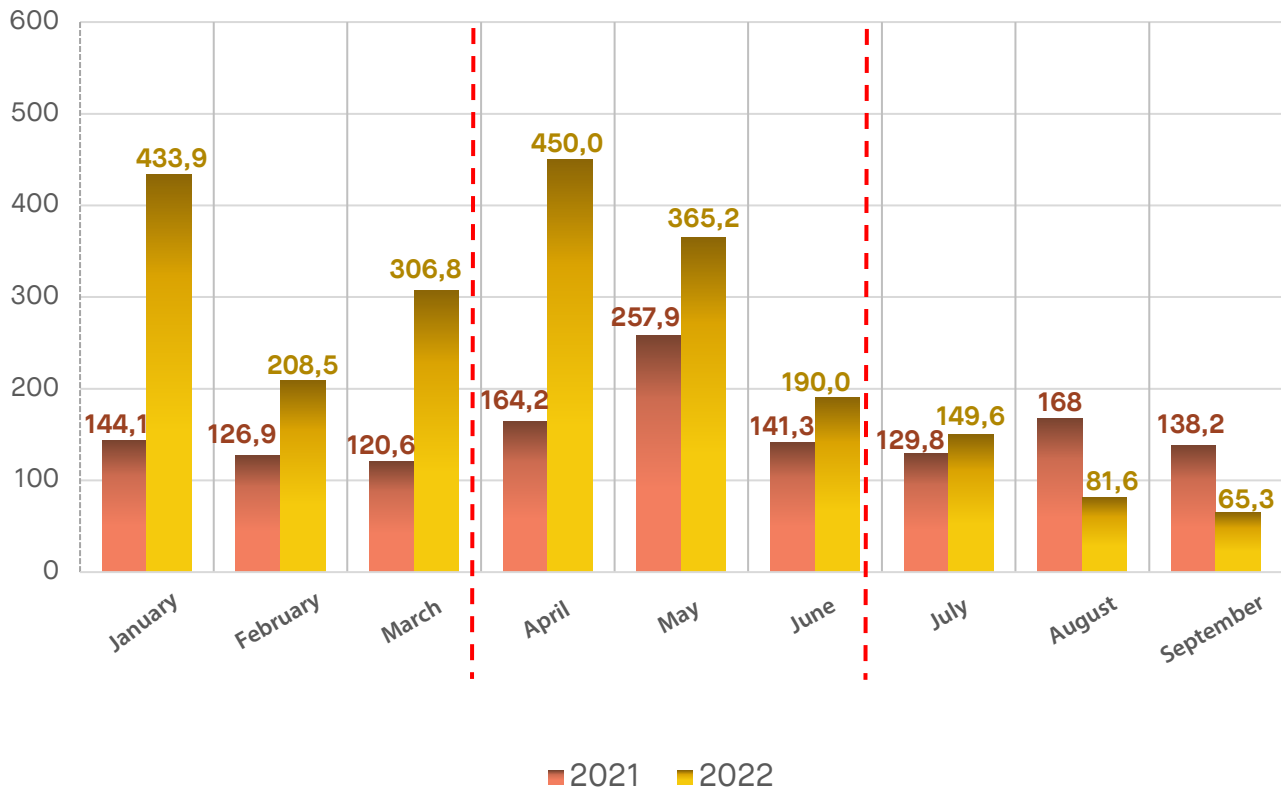
In the first three quarters of 2022 **public works remained the most significant category in terms of procurement subject-matter**, as it accounted for 38,7% of the public procurement procedures and for 62% as regards value. Public supply accounted for 31,7% of the procedures and for 16,6% of the value of procedures, while public services constituted 29,6% of the procedures and 21,4% of the value of procedures, meaning that the breakdown of procurement subject-matters was similar to that of in the first half of the year. The total number and value of public works in the first three quarters of 2022 exceeded the data of the previous year, nevertheless, there was a **slight decrease in the value of public works** in the third quarter of 2022.



# FLASH RIPORT

The *value* (HUF bn) of public works monthly, compared to the same period of last year

(HUF bn)

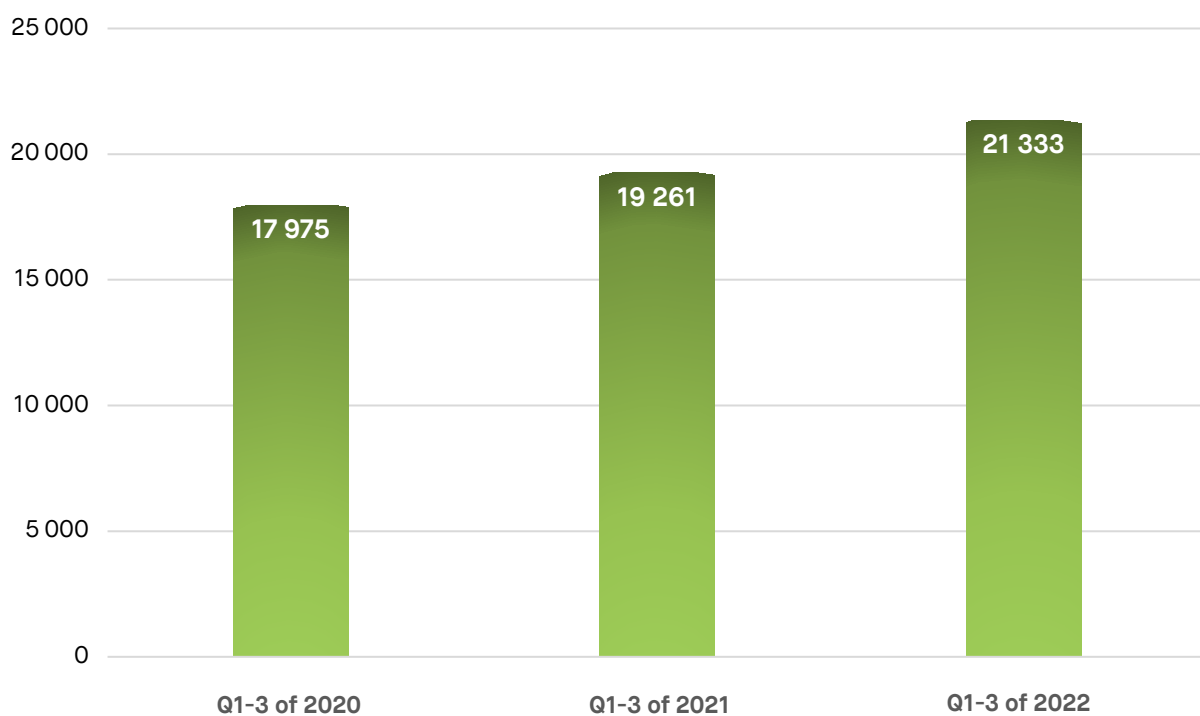




## 3. Data on the number of notices in Q1-3 of 2020, 2021 and 2022

In the first three quarters of 2022 – again exceeding the data of the same periods of the previous years – in total **21333 notices were registered and processed.**

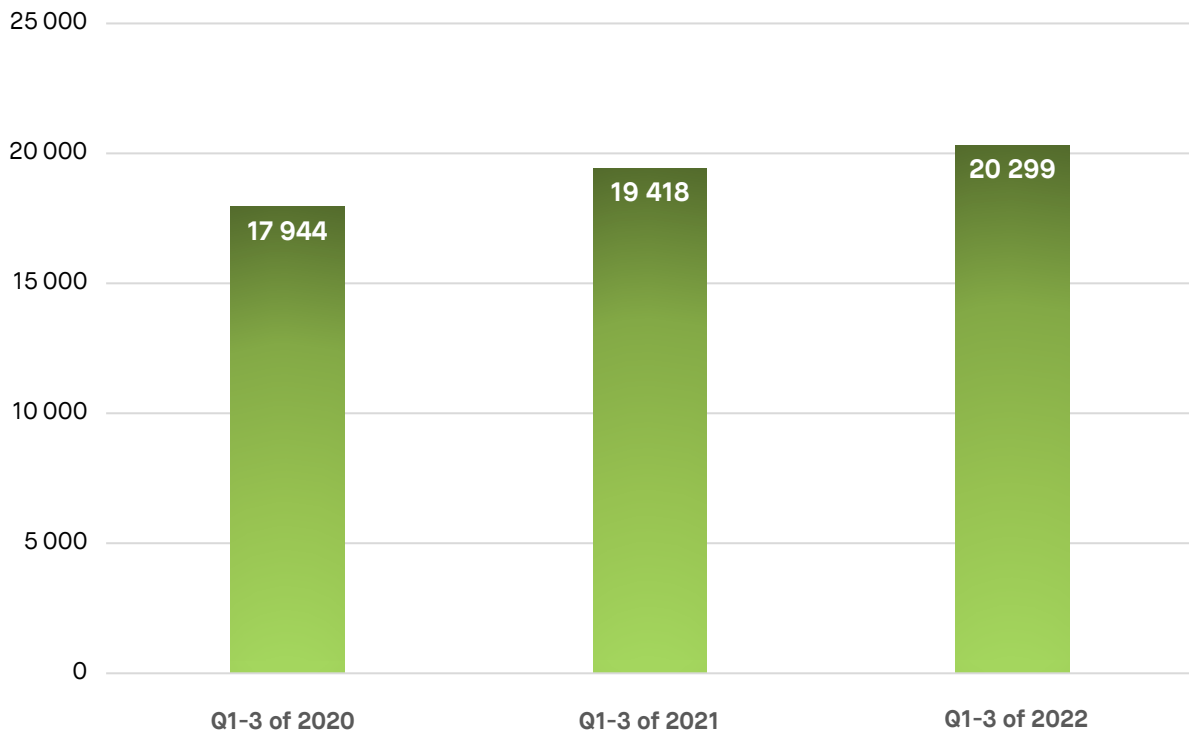
The number (pcs) of notices submitted to the Public Procurement Authority in Q1-3 of 2020, 2021 and 2022





# FLASH RIPORT

The number (pcs) of requests for the supply of missing information issued by the Public Procurement Authority in Q1-3 of 2020, 2021 and 2022



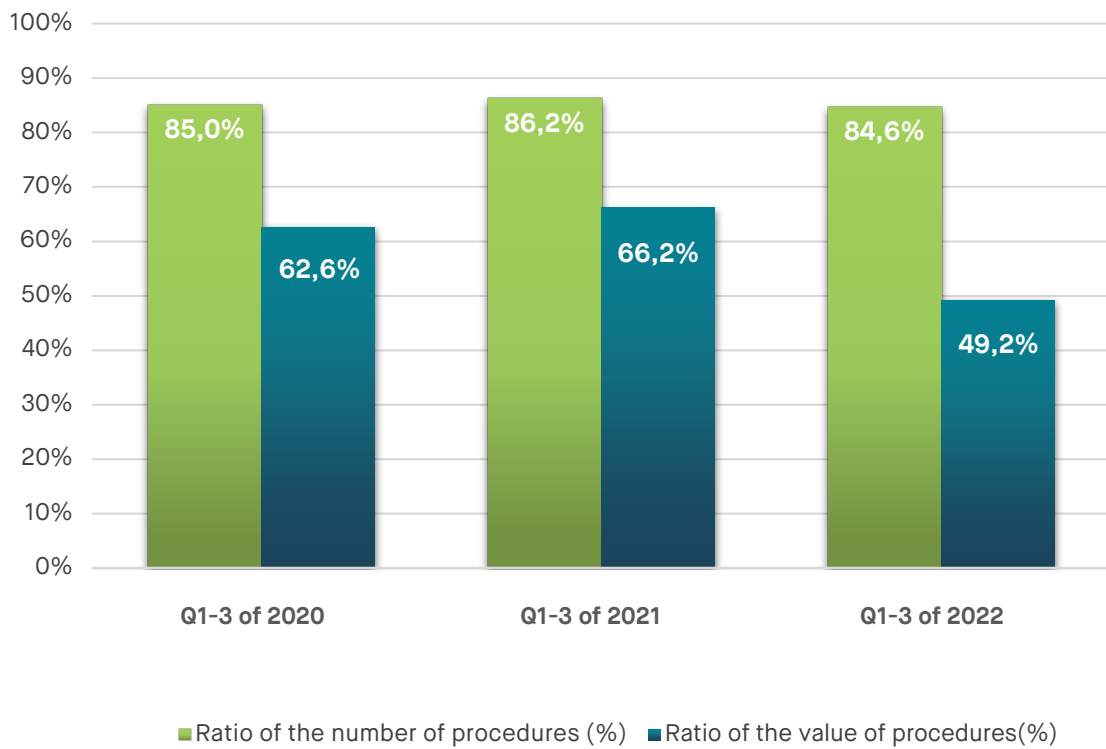
In addition to the control of notices, the Public Procurement Authority also reviewed public procurement documents upon receiving such request, which activity considerably supports the compliance of public procurement procedures.



## II. THE SME SECTOR REMAINS SIGNIFICANT

### 1. Ratio of public procurement procedures awarded to SMEs in Q1-3 of 2020, 2021 and 2022

Ratio of public procurements awarded to SMEs, in the % of all procedures, based on the number and value of procedures, in Q-3 of 2020, 2021, and 2022

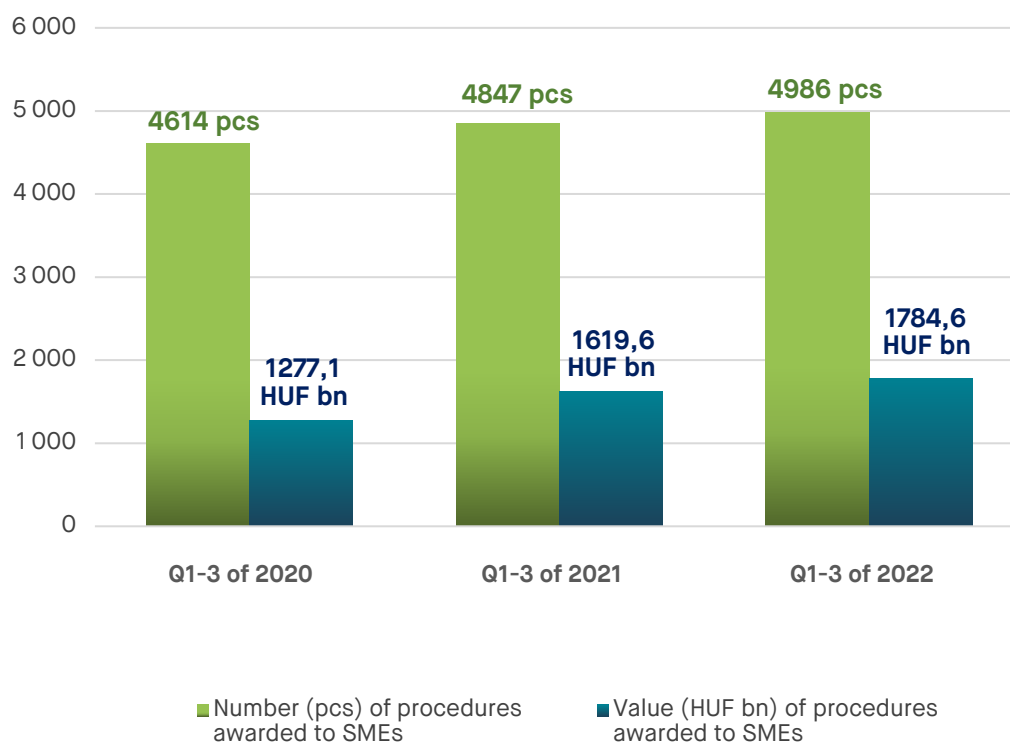






## 2. The number (pcs) and value (HUF bn) of public procurement procedures awarded to SMEs in Q1-3 of 2020, 2021 and 2022

The number (pcs) and value (HUF bn) of public procurements awarded to SMEs in Q1-3 of 2020, 2021 and 2022

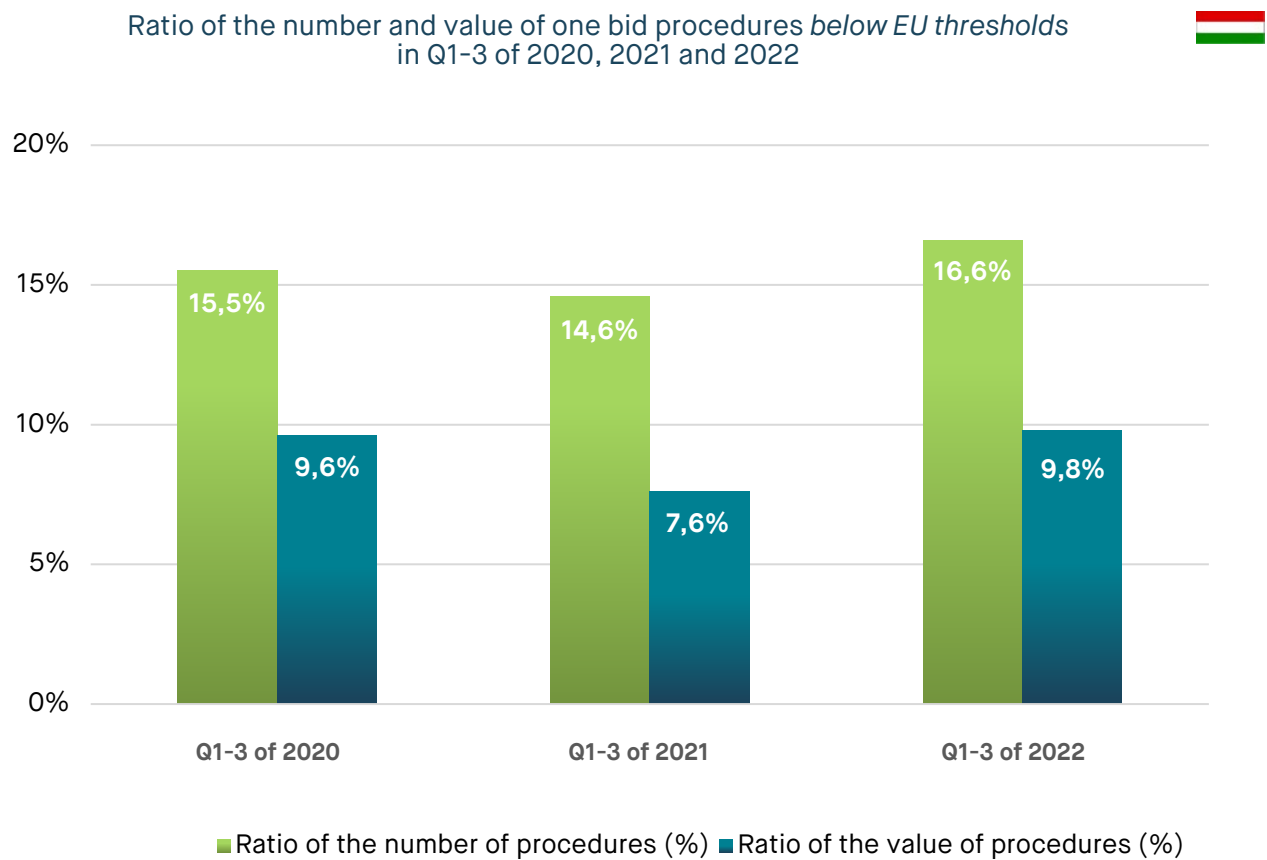


In the first three quarters of 2022 **out of 100 effective public procurement procedures 85 were awarded to SMEs**, which almost equals the data in the same period of last year, while **about half of the value of public procurements were awarded to SMEs**, which means that the total value of procedures rose in a greater extent than that of the public procurements awarded to SMEs, so the ratio of their value decreased. Nevertheless, the role of the SME sector in Hungarian public procurements is still well illustrated by the fact that in the first three quarters this year the value of procedures awarded to SMEs is still HUF 150 billion over the data measured in the same period last year.



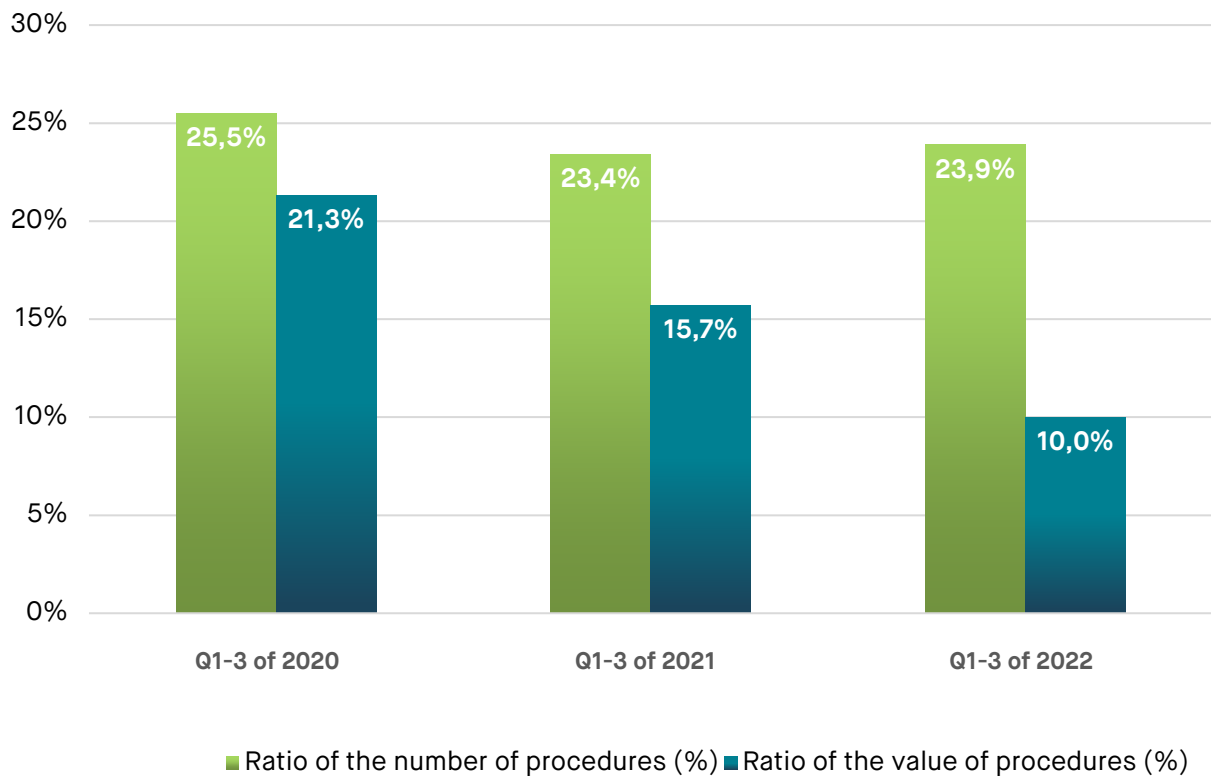
## III. COMPETITION IS ENSURED

### 1. Key indicators of one bid public procurement procedures and contracts in Q1-3 of 2020, 2021 and 2022





Ratio of the number and value of one bid procedures *above EU thresholds* in Q1-3 of 2020, 2021 and 2022



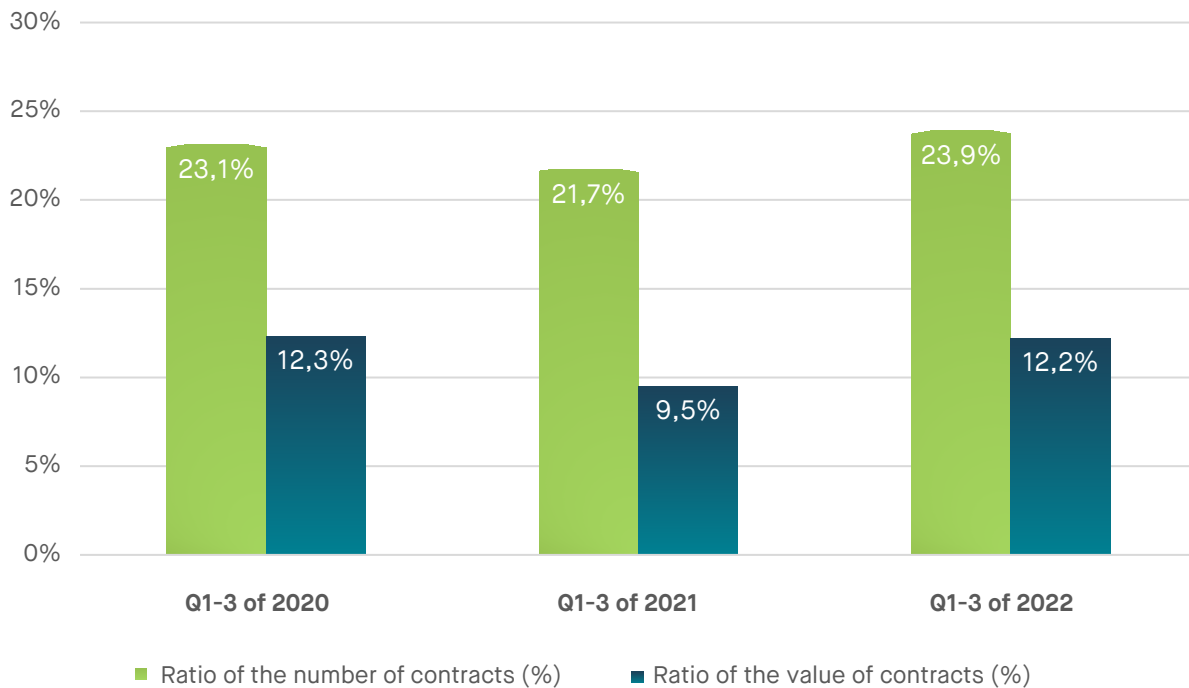
An important, but not sole indicator of competition at the public procurement market is the trend of one bid procedures, which in the first three quarters of 2022 did not change significantly in terms of the ratio of numbers compared to the same periods of the previous years, nevertheless, above EU thresholds there was a **considerable drop in terms of the ratio of value** compared to the same period of last year.



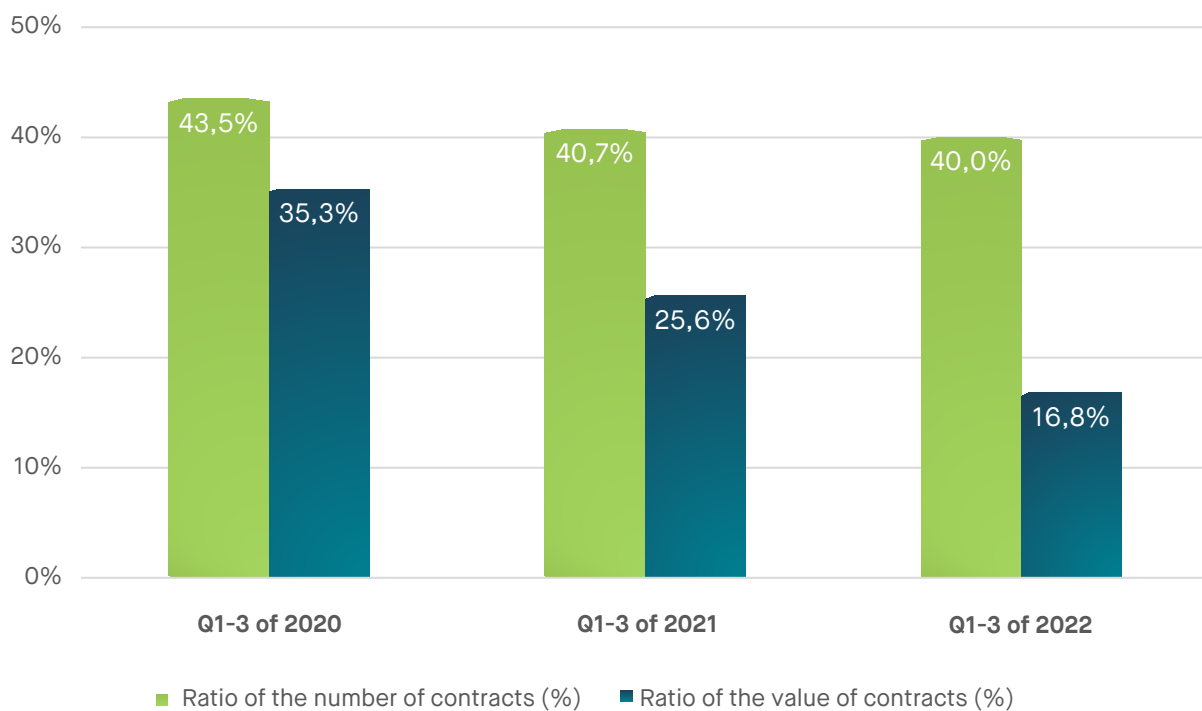


# FLASH RIPORT

Ratio of the number and value of one bid contracts *below EU thresholds* in Q1-3 of 2020, 2021 and 2022



Ratio of the number and value of one bid contracts *above EU thresholds* in Q1-3 of 2020, 2021 and 2022

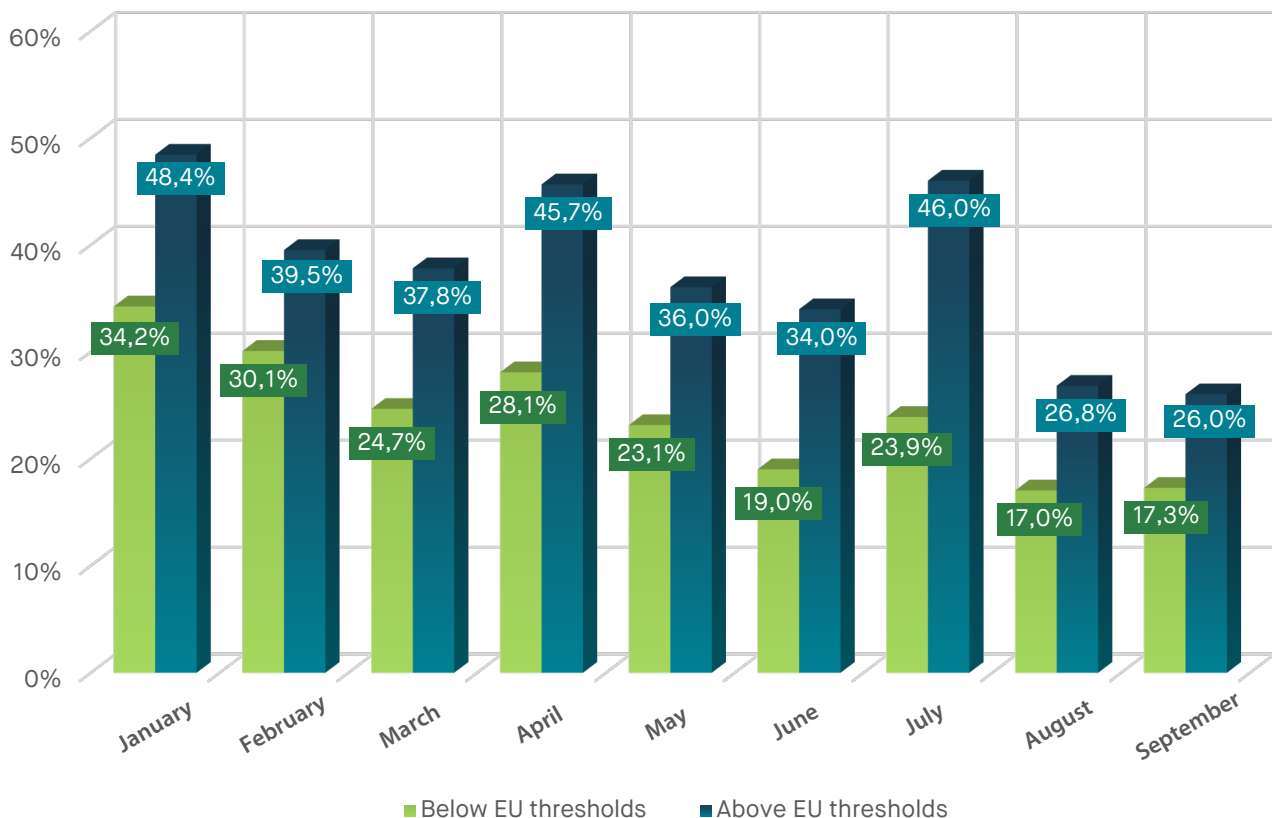




# FLASH REPORT

Upon looking at one bid public procurements by applying the contract based methodology of the European Commission – considering Government Decree No. 63/2022 (on measures aimed at reducing the number of one bid public procurements) – there was a **slight decrease in terms of the number of one bid contracts** in the third quarter of 2022, irrespective of subject-matter, both above and below EU thresholds (nevertheless, a longer period is necessary for stating a decreasing tendency).

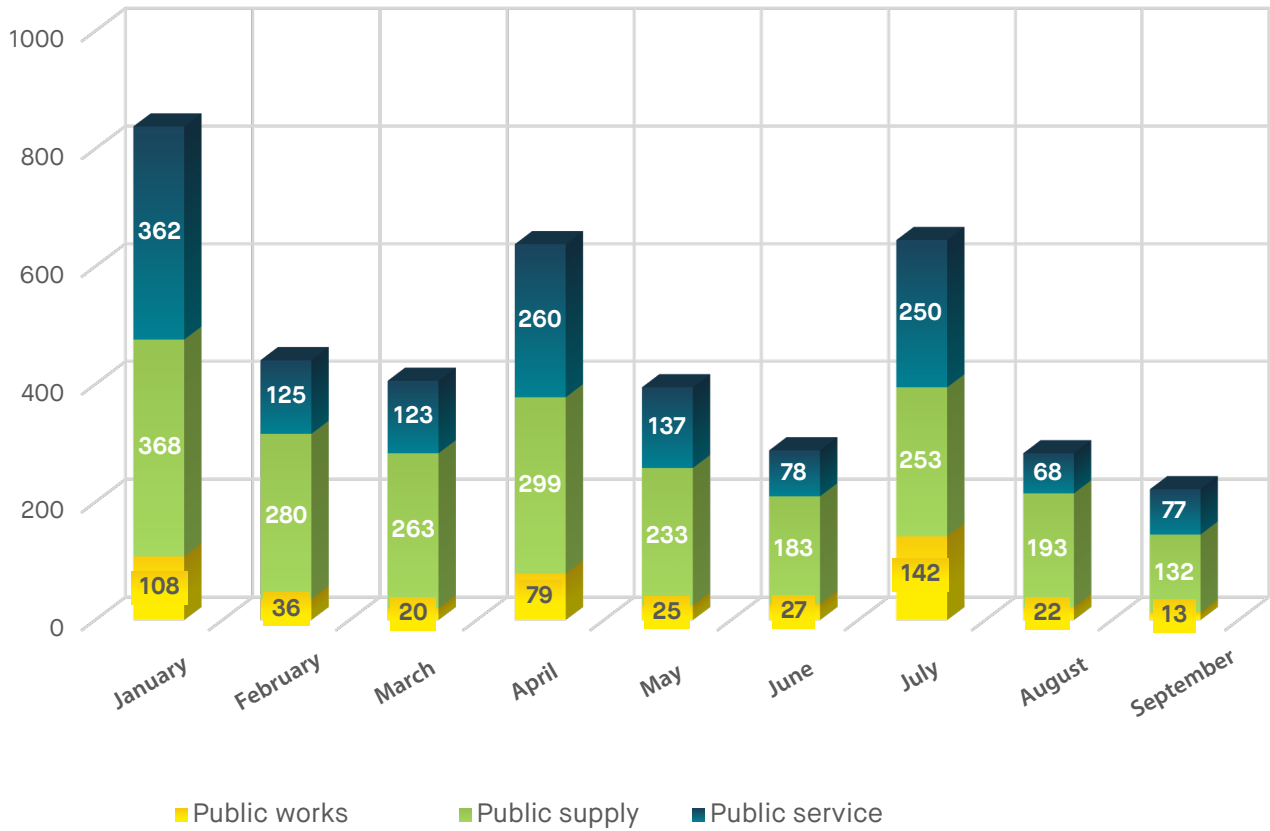
Ratio of one bid contracts below and above EU thresholds in January–September 2022





# FLASH REPORT

The number (pcs) of one bid contracts by *subject-matter* in January-September 2022

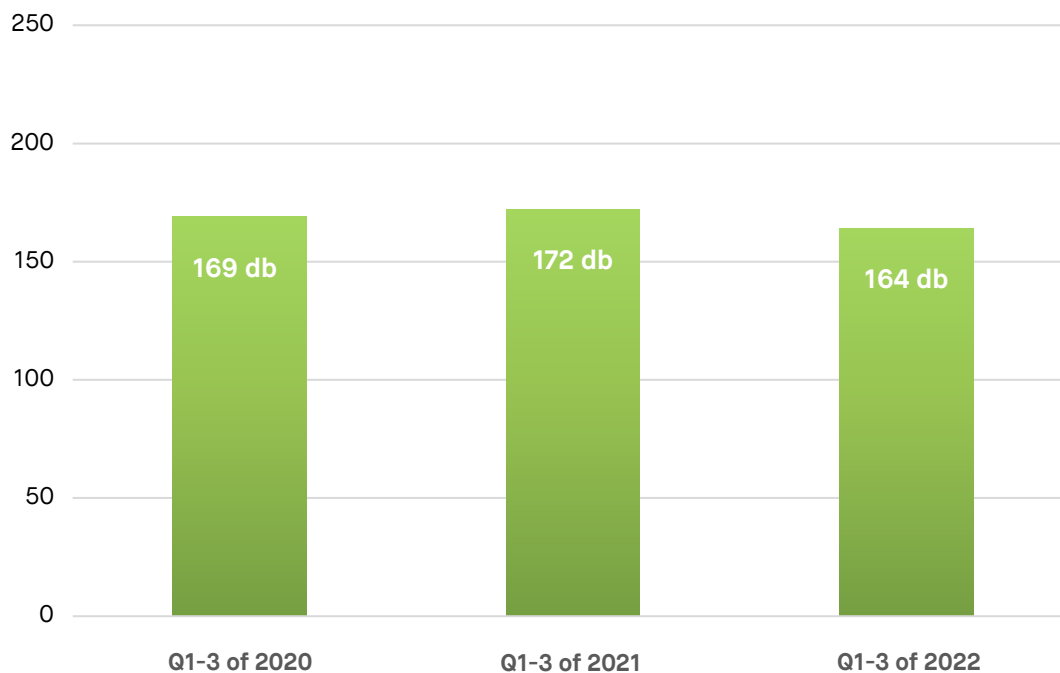






## 2. Key indicators of negotiated procedures without prior publication in Q1-3 of 2020, 2021 and 2022

The number of negotiated procedures without prior publication launched in Q1-3 of 2020, 2021 and 2022



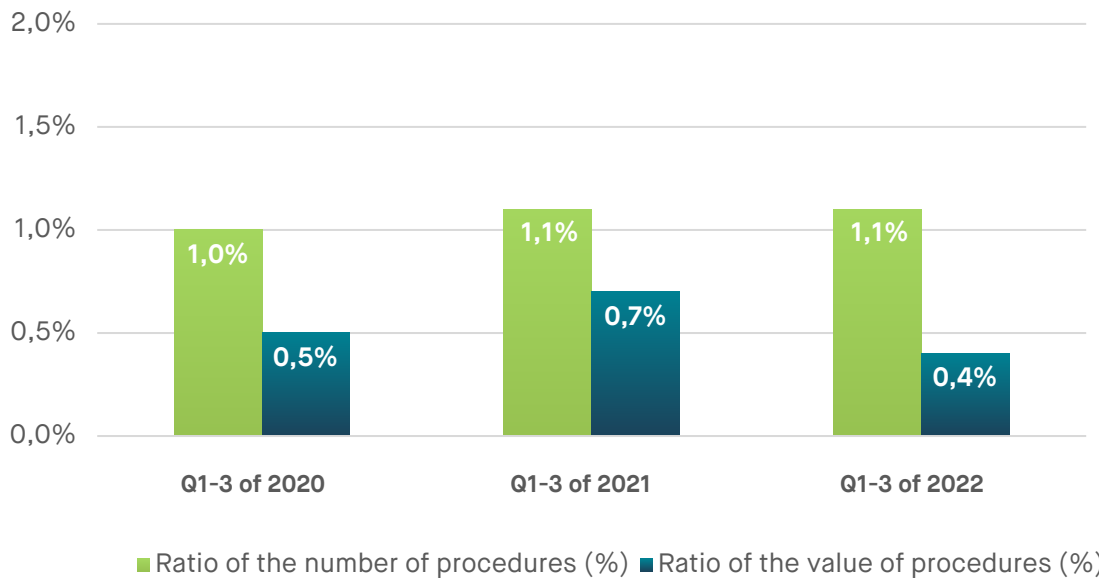
\*The number of procedures launched deviates from the number of procedures closed due to the carry-over effect.

The other key indicator of competition at the public procurement market is the trend of negotiated procedures without prior publication, where in the first three quarters of 2022 the number of procedures launched lowered compared to the same periods of the previous years, while the **ratio of the number and value of negotiated procedures without prior publication closed remained low** below EU thresholds, similarly to procedures above EU thresholds, where the ratio of the number and value of negotiated procedures without prior publication decreased.

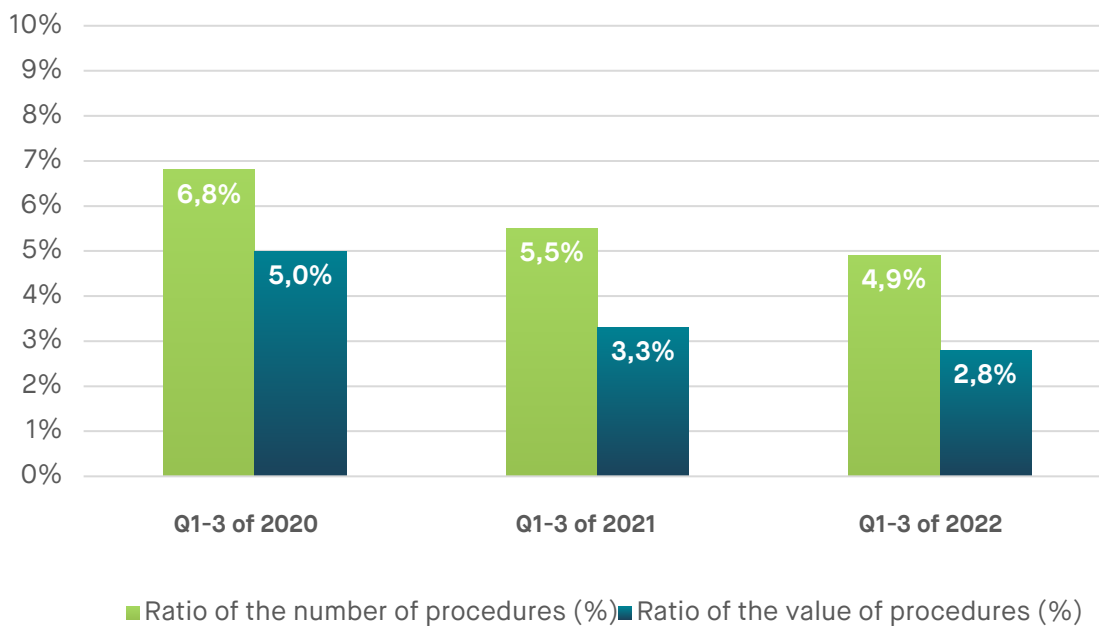


# FLASH RIPORT

Ratio of the number and value of negotiated procedures without prior publication *below EU thresholds* in Q1-3 of 2020, 2021 and 2022



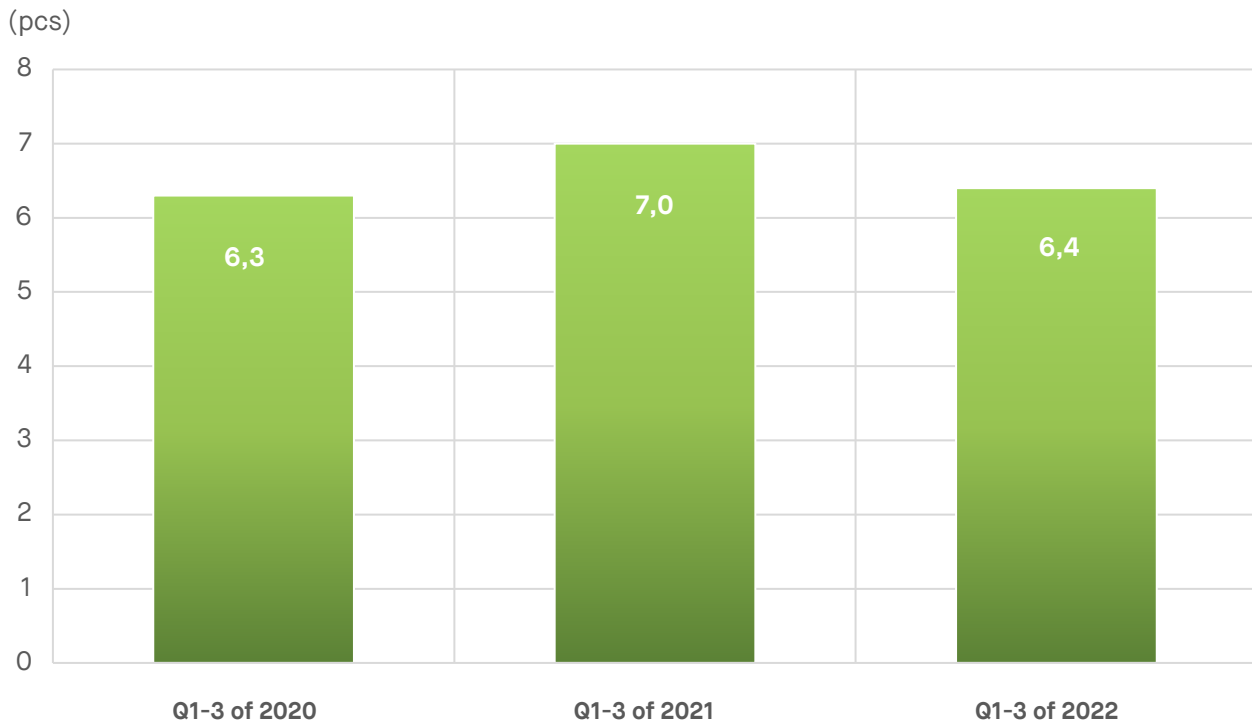
Ratio of the number and value of negotiated procedures without prior publication *above EU thresholds* in Q1-3 of 2020, 2021 and 2022





## 3. The average number of bids per public procurement procedure in Q1-3 of 2020, 2021 and 2022

The average number (pcs) of bids per public procurement procedure in Q1-3 of 2020, 2021 and 2022



In the first three quarters of 2022, the average number of bids was 6,4, like in the same period two years ago, almost reaching the data in the first three quarters of last year, which referred to an average of 7 bids per procedure. So **the average number of bids per public procurement procedure remains high**, which indicates competition at the Hungarian public procurement market.

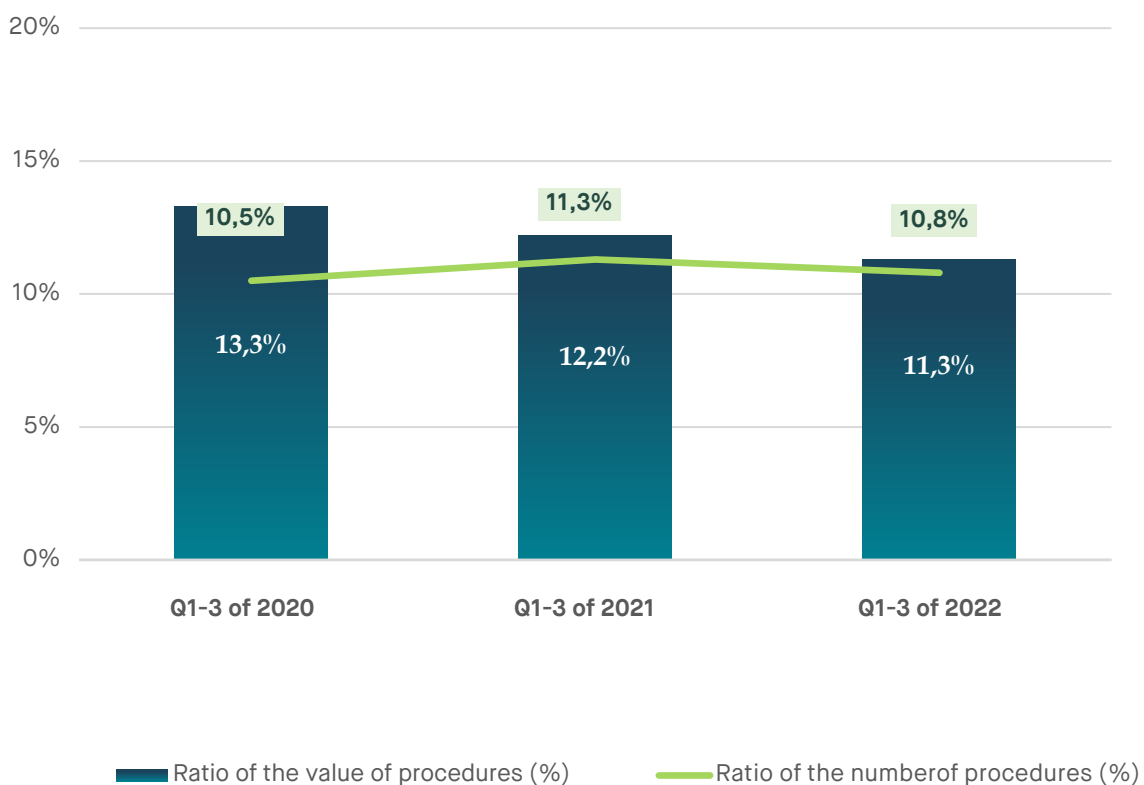




## IV. SUSTAINABILITY ASPECTS IN HUNGARIAN PUBLIC PROCUREMENTS

The proportion of the number and value of public procurements with environmental and social aspects stagnated in the first three quarters of 2022 compared to the same period of last year, which shows that there is room for development concerning the application of sustainability aspects in Hungarian public procurements. The promotion of sustainability in public procurement remains the objective of the Public Procurement Authority, also to contribute to the support of environmental and climate protection and economic sustainability.

Ratio of the number and value (%) of procedures with *green aspects* below EU thresholds in Q1-3 of 2020, 2021 and 2022





# FLASH RIPOORT

Ratio of the number and value (%) of procedures with *social aspects* below EU thresholds in Q1-3 of 2020, 2021 and 2022

