



PUBLIC PROCUREMENT
AUTHORITY

FLASH REPORT

Hungarian public procurements in numbers

H1 OF 2022



CONTENTS

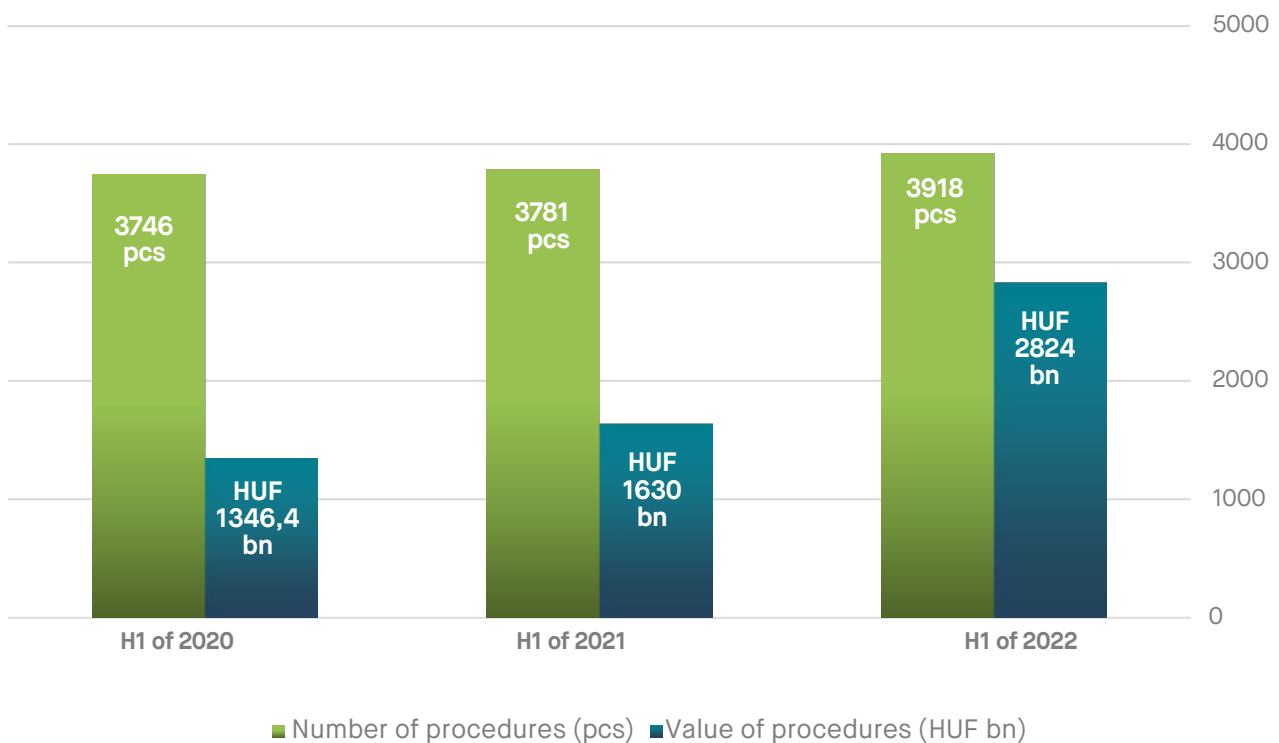
I. THE VOLUME OF HUNGARIAN PUBLIC PROCUREMENTS	3
II. THE SME SECTOR CONTINUES TO DOMINATE	6
III. COMPETITION IS ENSURED	8
IV. REDUCING CORRUPTION RISKS, ENHANCING COMPLIANCE	13
V. SUSTAINABILITY ASPECTS IN HUNGARIAN PUBLIC PROCUREMENTS	17



I. THE VOLUME OF HUNGARIAN PUBLIC PROCUREMENTS

1. The number (pcs) and value (HUF bn) of effective public procurement procedures in the first half of 2020, 2021 and 2022

The number (pcs) and value (HUF bn) of effective public procurements in the first half of 2020, 2021 and 2022

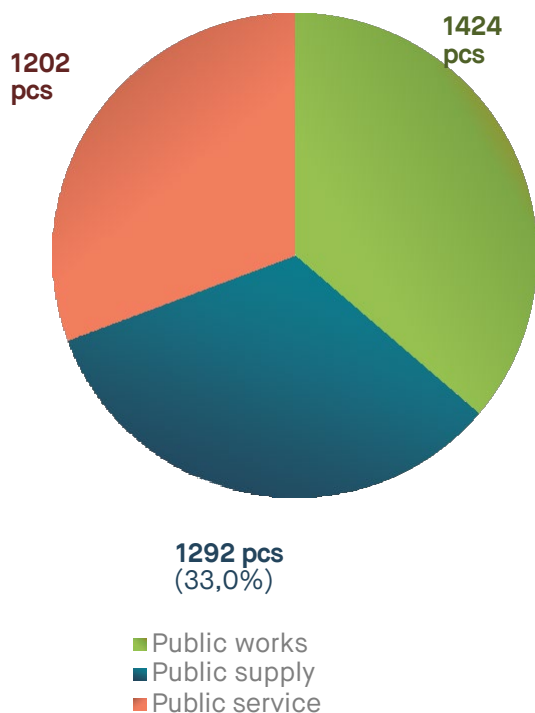


In the first half of 2022 contracting authorities conducted in total 3918 effective public procurement procedures, which is slightly more than the data of the same period of the previous year. The final total value of these procedures amounted to HUF 2824, which is a **considerable growth** compared to the same periods of the previous years, exceeding with 73,3% the total value of the first half of 2021.

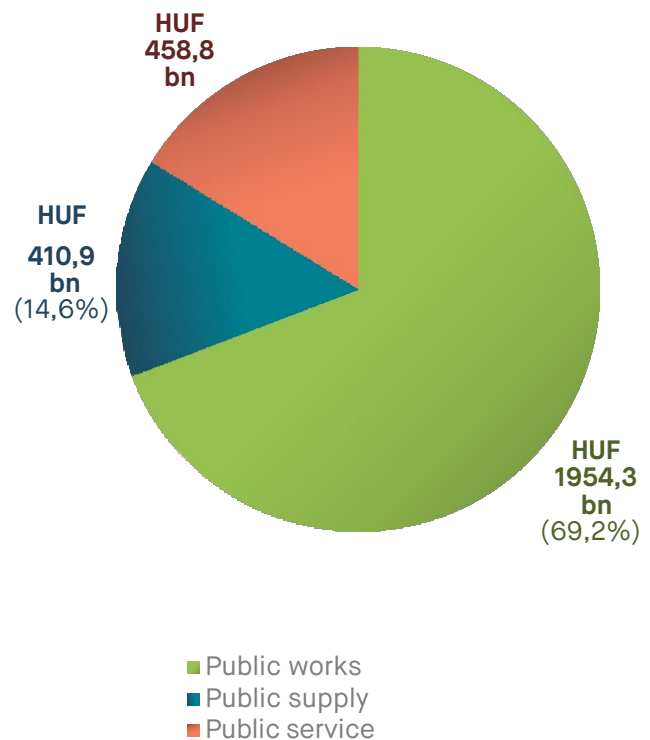


2. The number (pcs) and value (HUF bn) of public procurement procedures by main subject-matter in the first half of 2022

The number (pcs) of public procurement procedures by main subject-matter in the first semester of 2022



The value (HUF bn) of public procurement procedures by main subject-matter in the first semester of 2022

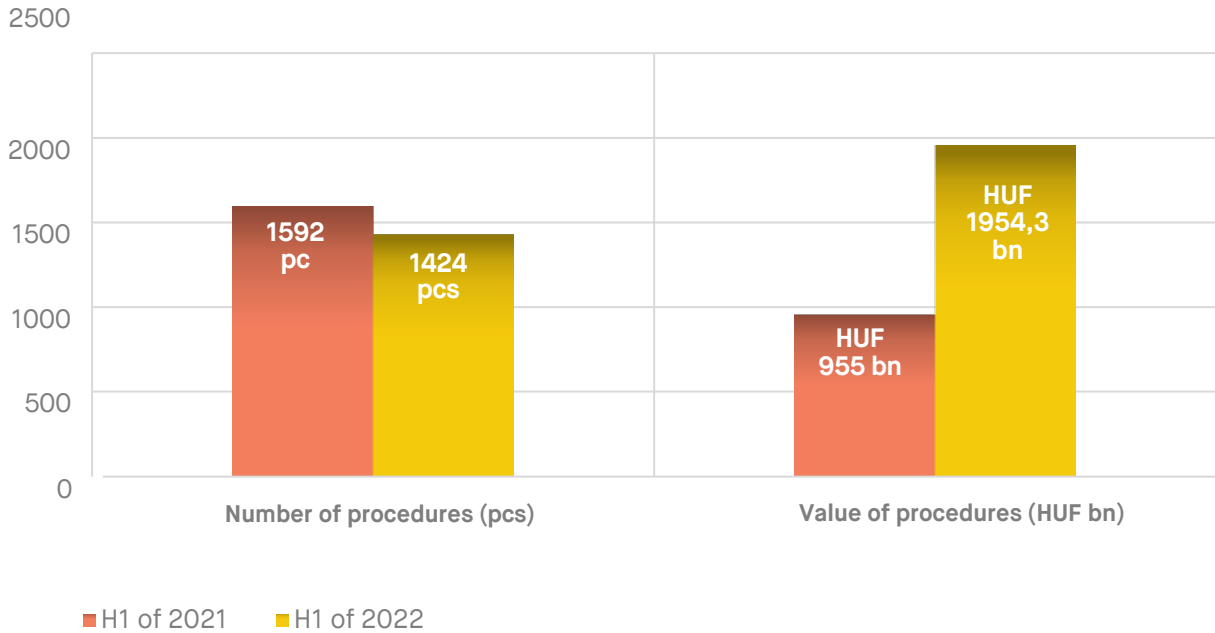


In the first half of 2022, **in terms of the number of public procurements, the breakdown of procurement subject-matters roughly equalled** among public works (36,3%), public supply (33%) and public services (30,7%). As regards the value of public procurement procedures, public works was outstanding (with ratio of the value of about 70%), while public supply (14,6%) and public services (16,2%) had similar proportion. **The number of public works public procurements slightly decreased compared to the same period of last year, while their value was about HUF 1000 billion more than in the first half of 2022.**

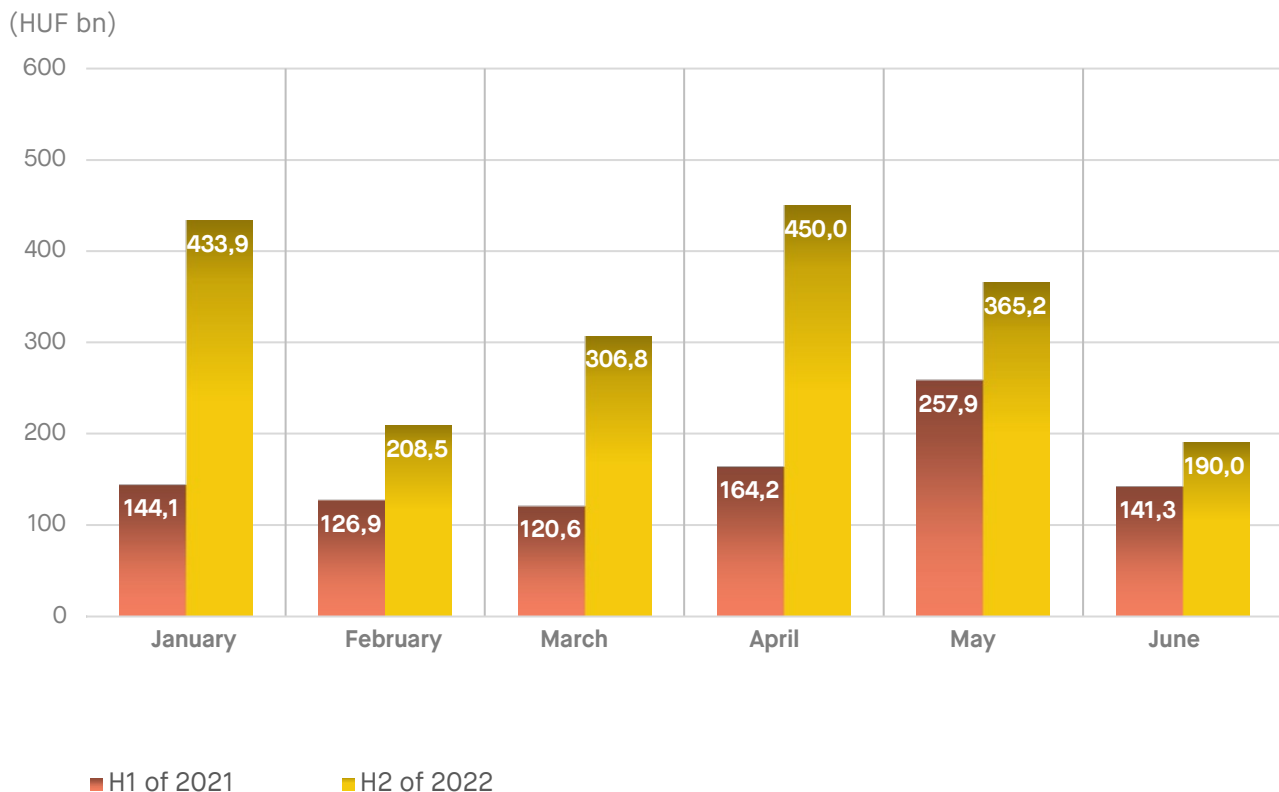


FLASH REPORT

Changes in the number (pcs) and value (HUF bn) of public works compared to the same period of last year



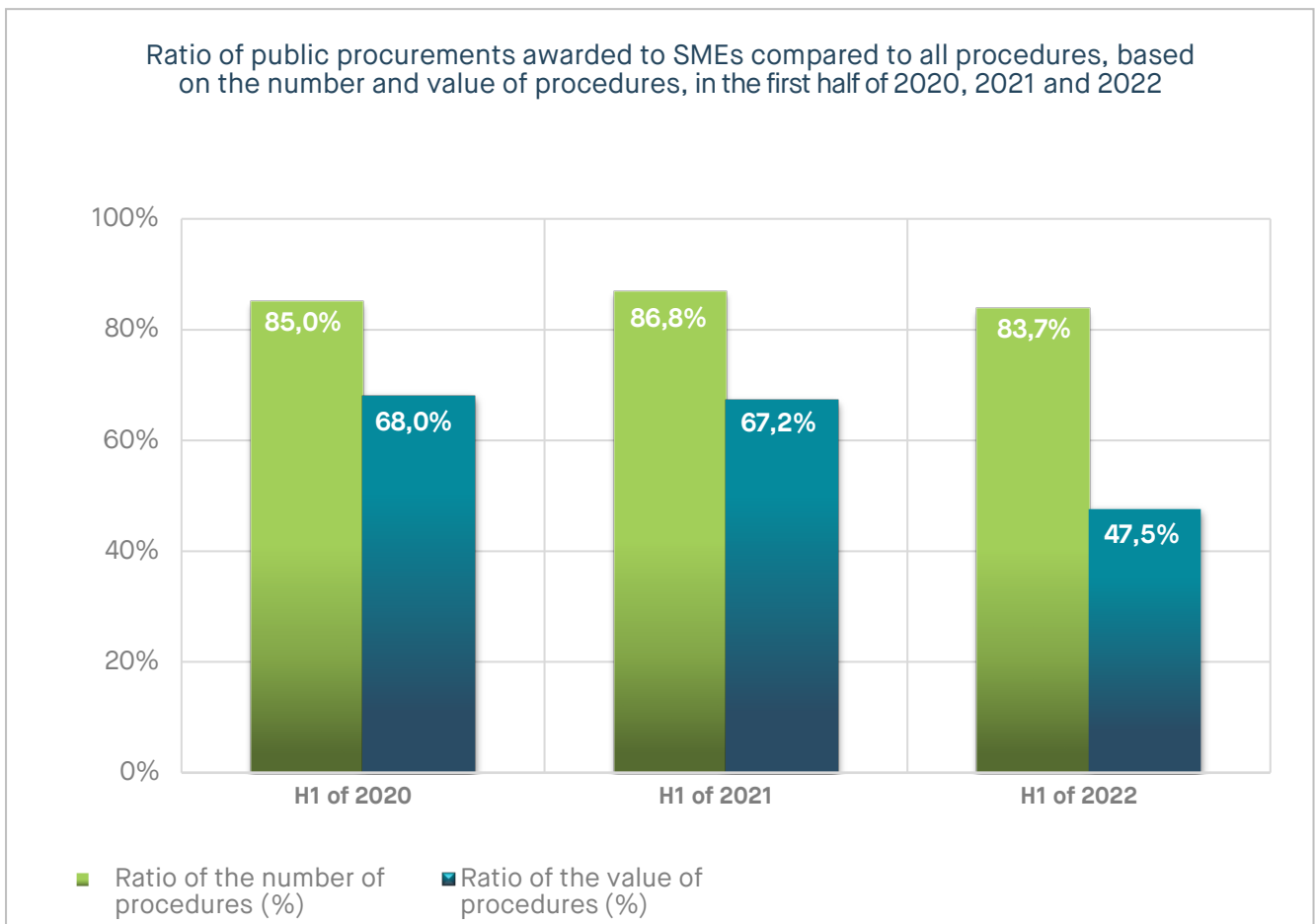
Changes in the value (HUF bn) of public works compared to the same period of last year, monthly





II. THE SME SECTOR CONTINUES TO DOMINATE

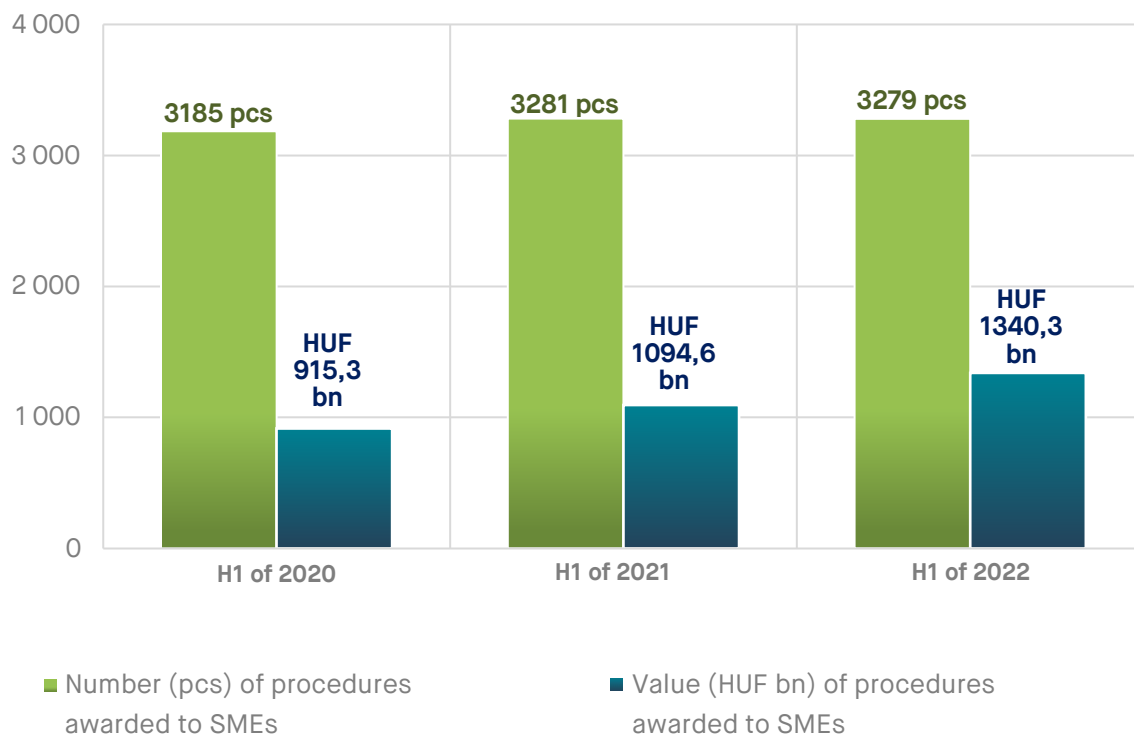
1. Ratio of public procurement procedures awarded to SMEs based on the number and value of procedures, in the same periods of 2020, 2021 and 2022





2. Trends of the number (pcs) and value (HUF bn) of public procurements awarded to SMEs in the same periods of 2020, 2021 and 2022

Trends of the number (pcs) and value (HUF bn) of public procurements awarded to SMEs, in the first half of 2020, 2021 and 2022



In the first semester of 2022, **out of 100 effective public procurement procedures 84 were awarded to SMEs**, while about half of the value of public procurements was awarded to SMEs. **Compared to the same period of the previous year, about HUF 250 billion more public procurements were awarded to SMEs**, which well illustrates the significance of the SME sector on the Hungarian public procurement market.



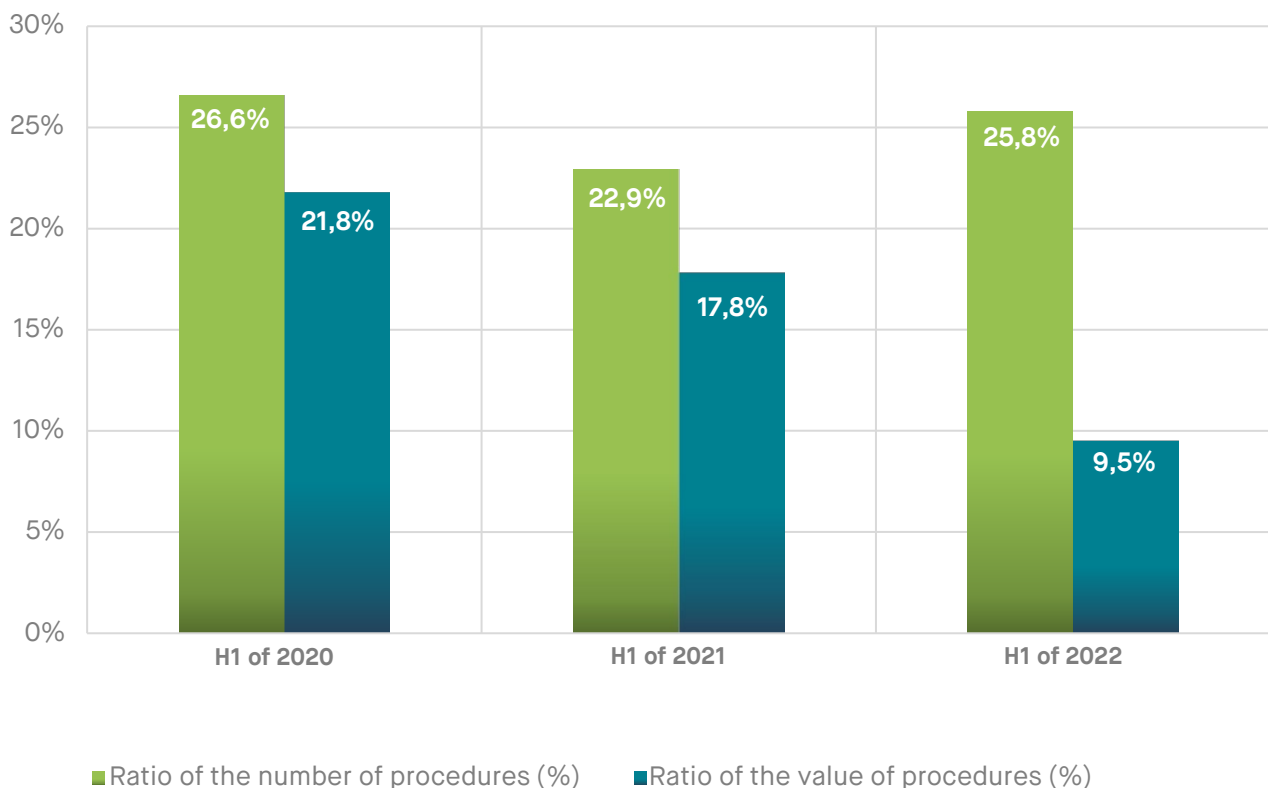
III. COMPETITION IS ENSURED

1. Key indicators of one bid procedures in the same periods of 2020, 2021 and 2022

The trend of one bid procedures is a critical index of competition on the public procurement market, which is also in the focus of the Government Decree No. 63/2022 (on measures aimed at reducing the number of one bid procedures) recently entering into force. **In the first semester of 2022 the ratio of the value of one bid procedures considerably dropped above EU thresholds, while the ratio of their number stagnated compared to the same periods of the previous years.**

Unlike the contract based statistical method, not contracts, but rather whole procedures are taken into account by the Public Procurement Authority (since its establishment) upon the calculation of statistical indicators, so the statistical method used by the Public Procurement Authority - similarly to some other EU Member States – is procedure based and not contract based, which may result in deviations from other statistical indicators in terms of one bid public procurements.

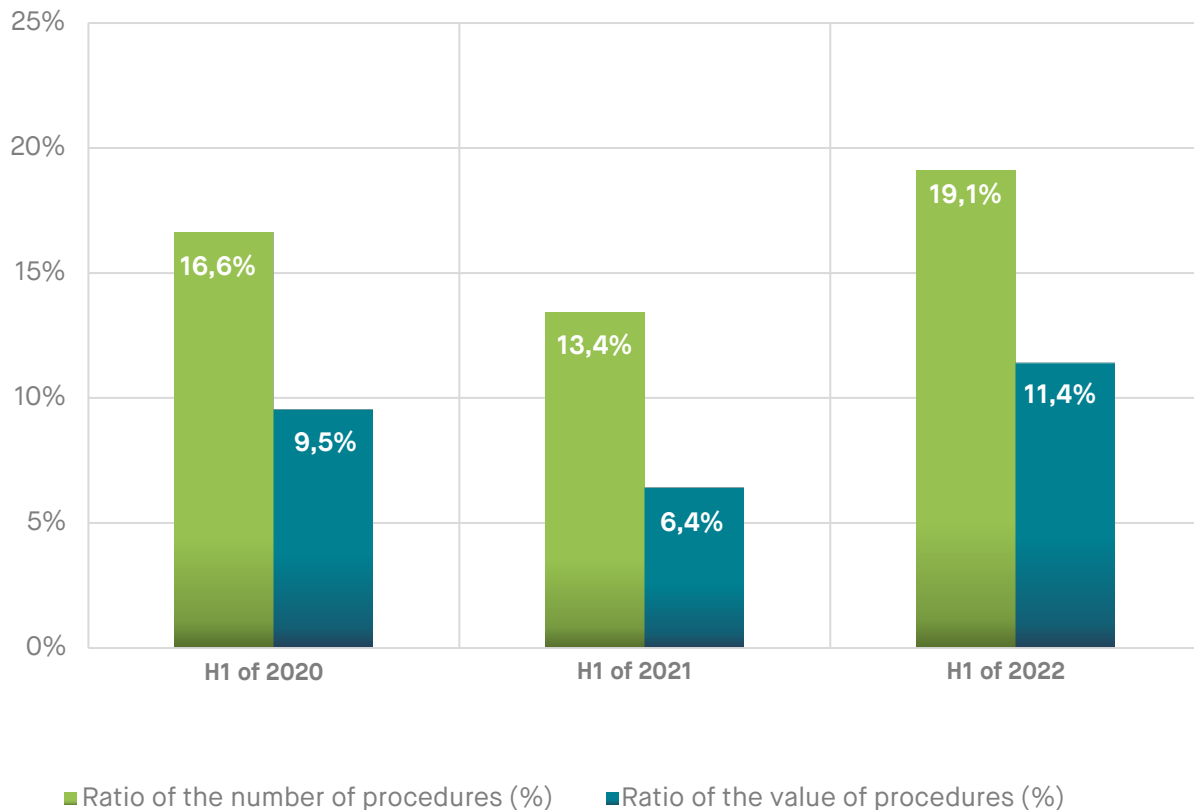
Ratio of the number and value of one bid procedures *above EU thresholds* in the first half of 2020, 2021 and 2022





FLASH REPORT

Ratio of the number and value of one bid procedures *below EU thresholds* in the first half of 2020, 2021 and 2022



It has to be considered in terms of the indicators of one bid procedures in the first semester of 2022, that like other charts, indicators are calculated based on the data of contract award notices referring to closed public procurement procedures, thus the effect of Government Decree No. 63/2022 (on measures aimed at reducing the number of one bid procedures) is not yet reflected due to the short time elapsed since its entry into force (considering procedures in progress and not yet closed, which have been launched since the entry into force of the Government Decree).



2. Key indicators of negotiated procedures without prior publication in the same periods of 2020, 2021 and 2022

Number (pcs) of negotiated procedures *launched* in the first half of 2020, 2021 and 2022



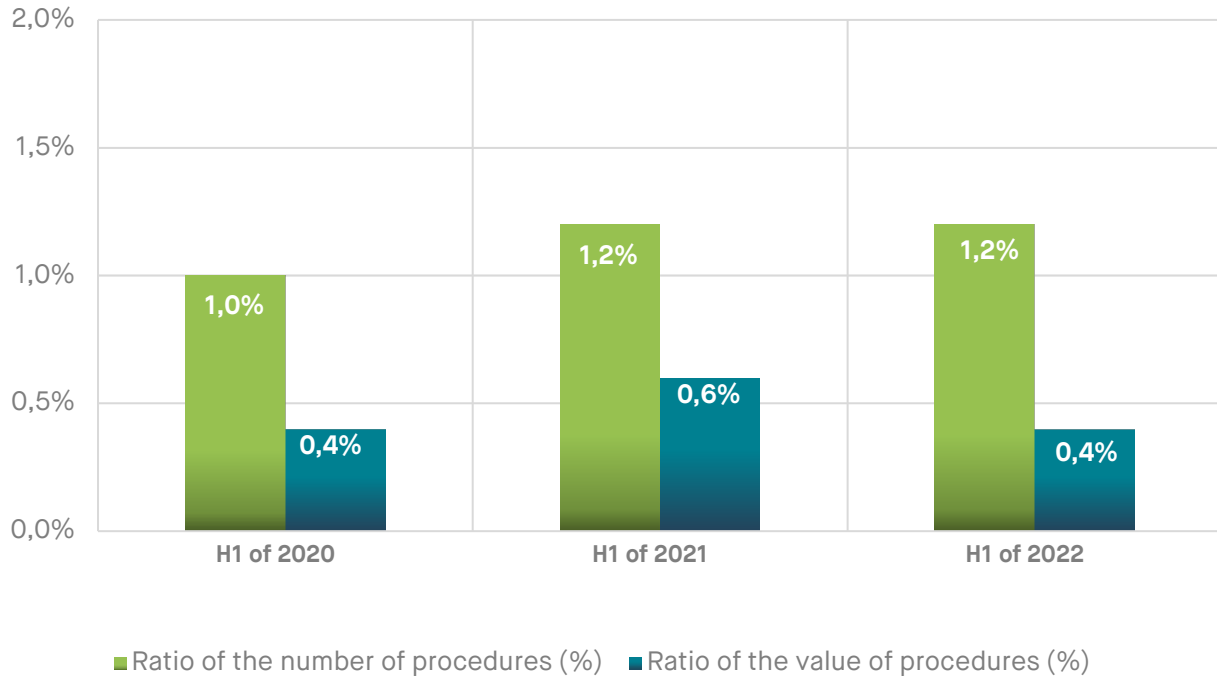
* The number of procedures launched deviates from the number of procedures closed due to the carry-over effect.

The number of negotiated procedures without prior publication launched in the first half of 2022 remained low, similarly to the same periods of the previous years, while the **ratio of the number and value of negotiated procedures without prior publication closed was also low** both in terms of public procurements above and below EU thresholds.

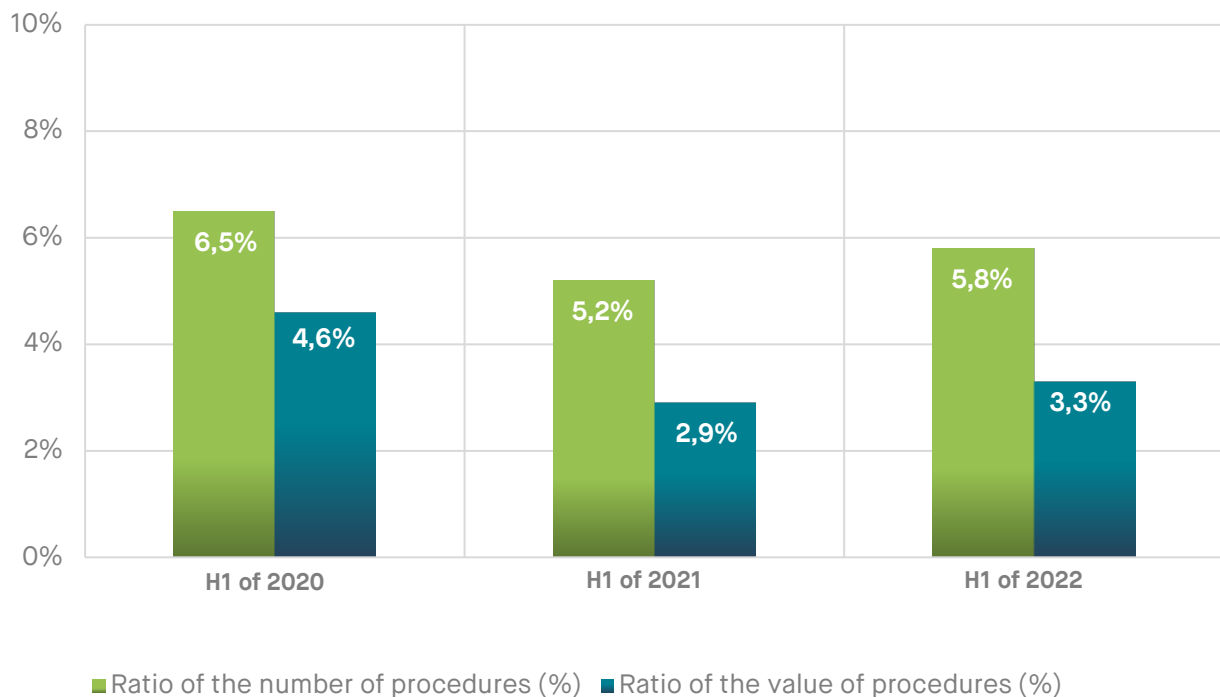


FLASH REPORT

Ratio of the number and value of negotiated procedures without prior publication below EU thresholds in the first half of 2020, 2021 and 2022



Ratio of the number and value of negotiated procedures without prior publication above EU thresholds in the first half of 2020, 2021 and 2022

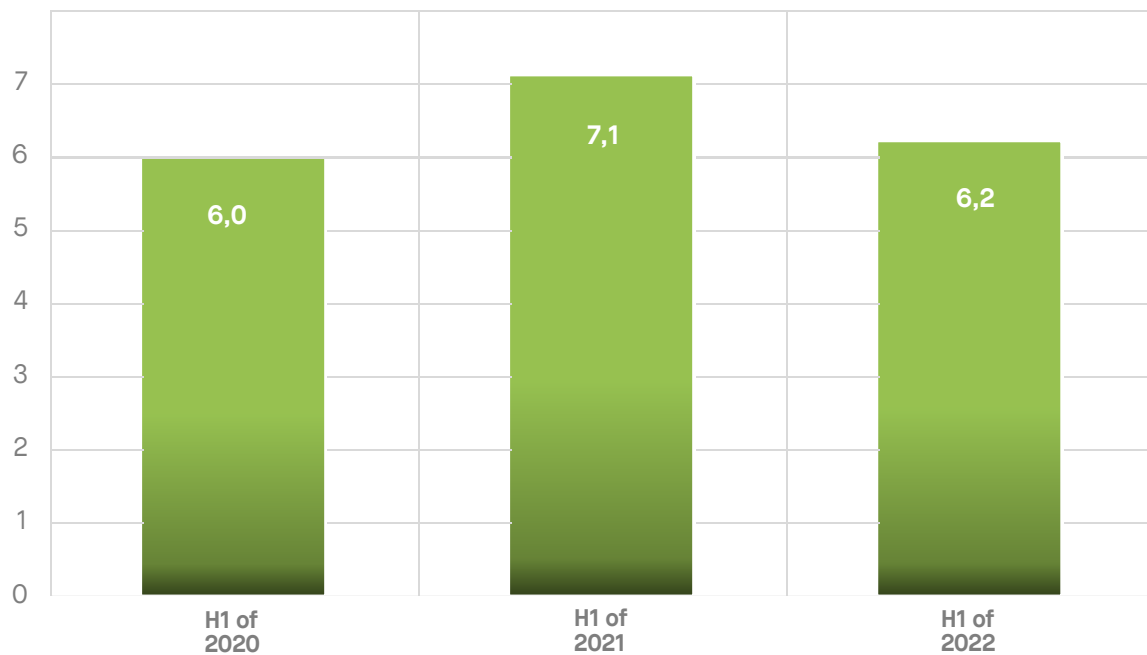




3. The average number of bids per public procurement procedure in the same periods of 2020, 2021 and 2022

Number (pcs) of bids per public procurement procedure in the first half of 2020, 2021 and 2022

(pcs)

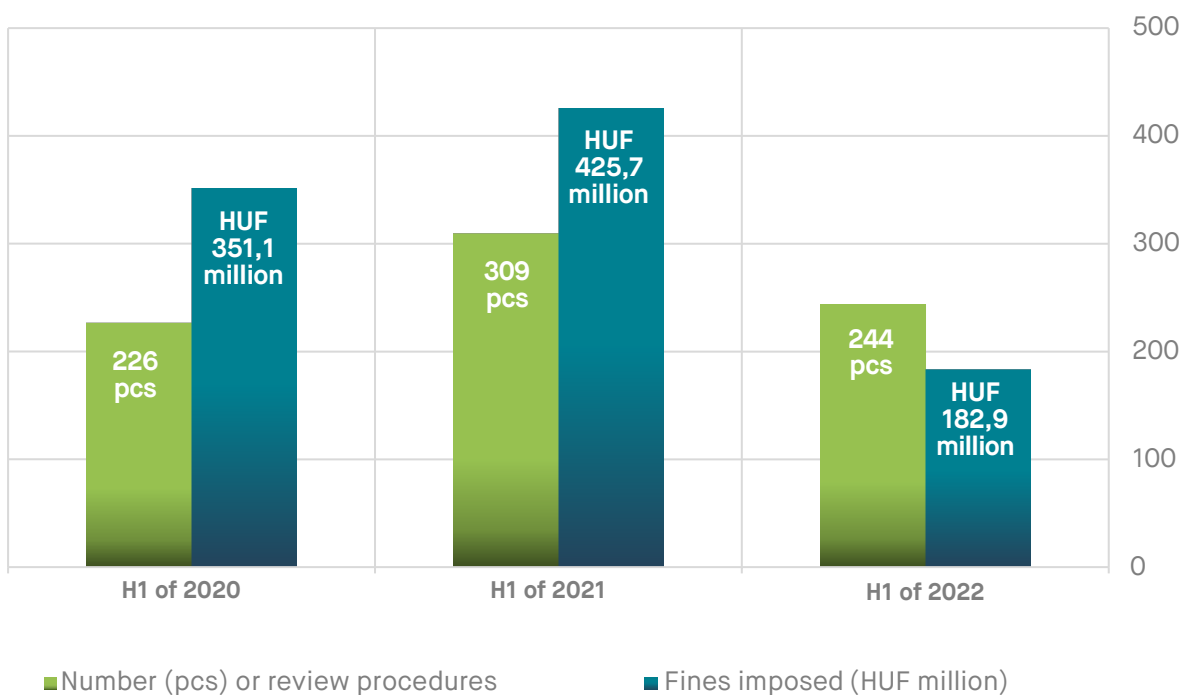




IV. REDUCING CORRUPTION RISKS, ENHANCING COMPLIANCE

1. Number (pcs) of review procedures and value (HUF million) of the total fines imposed in the same periods of 2020, 2021 and 2022

Number (pcs) of review procedures and value (HUF million) of the total fines imposed in the first half of 2020, 2021 and 2022



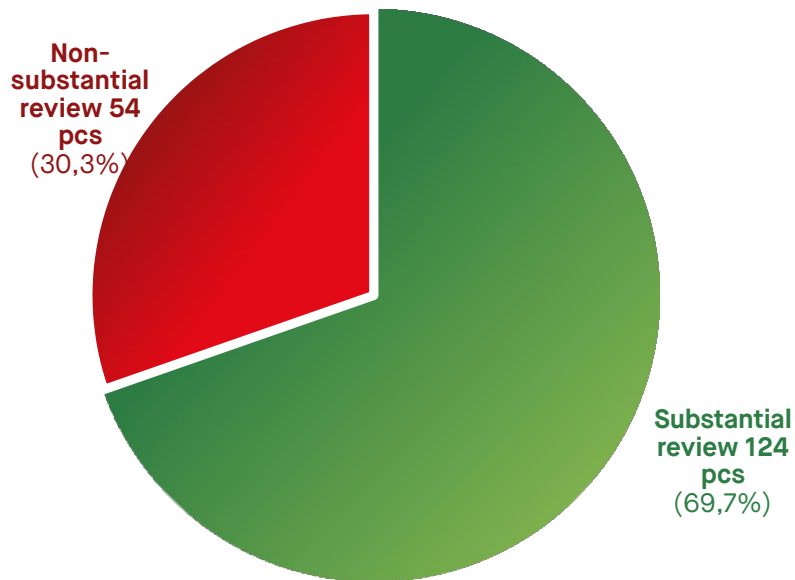
* 66 review procedures were in progress based on the data of the first semester of 2022.

The consistent fining practice of the Public Procurement Arbitration Board contributed to the compliance of public procurement procedures and eventually to the effective usage of public funds, as attributable to the compliant behaviour of both contracting authorities and tenderers, the number of review procedures at the Public Procurement Arbitration Board and also the value of fines imposed considerably lowered in the first six months of 2022.



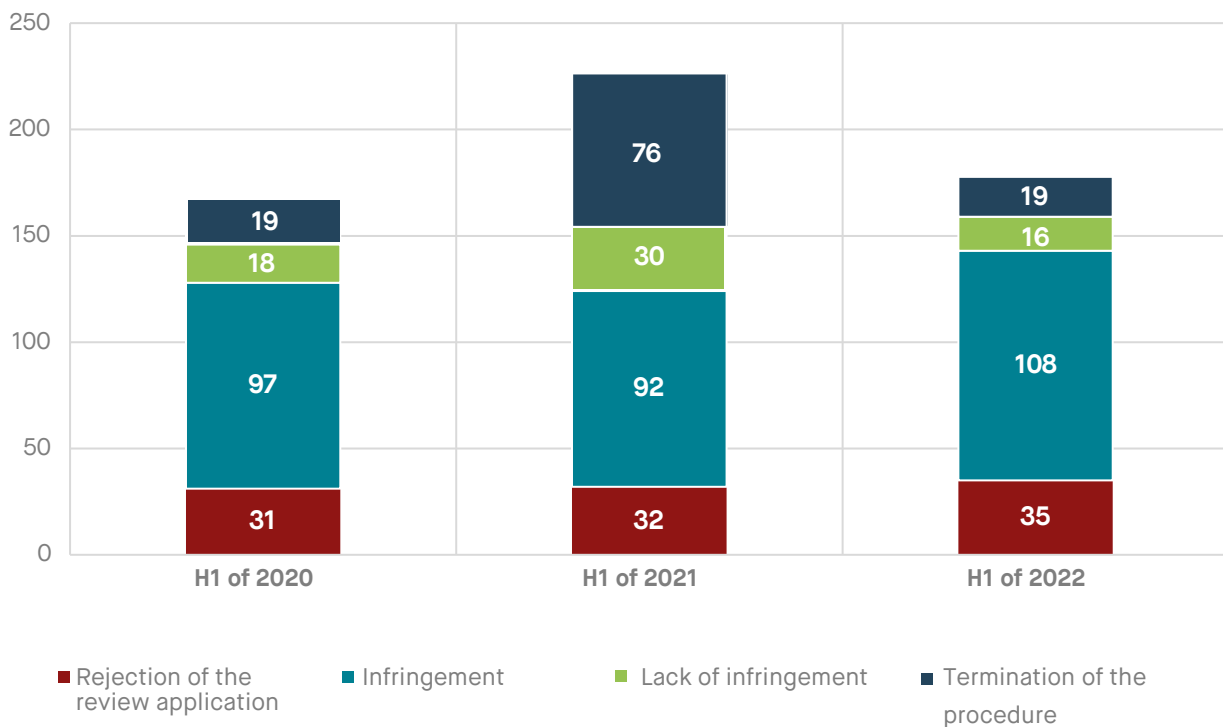
FLASH REPORT

Number (pcs) and breakdown (%) of review procedures closed in the first half of 2022



2. Decisions of the Public Procurement Arbitration Board

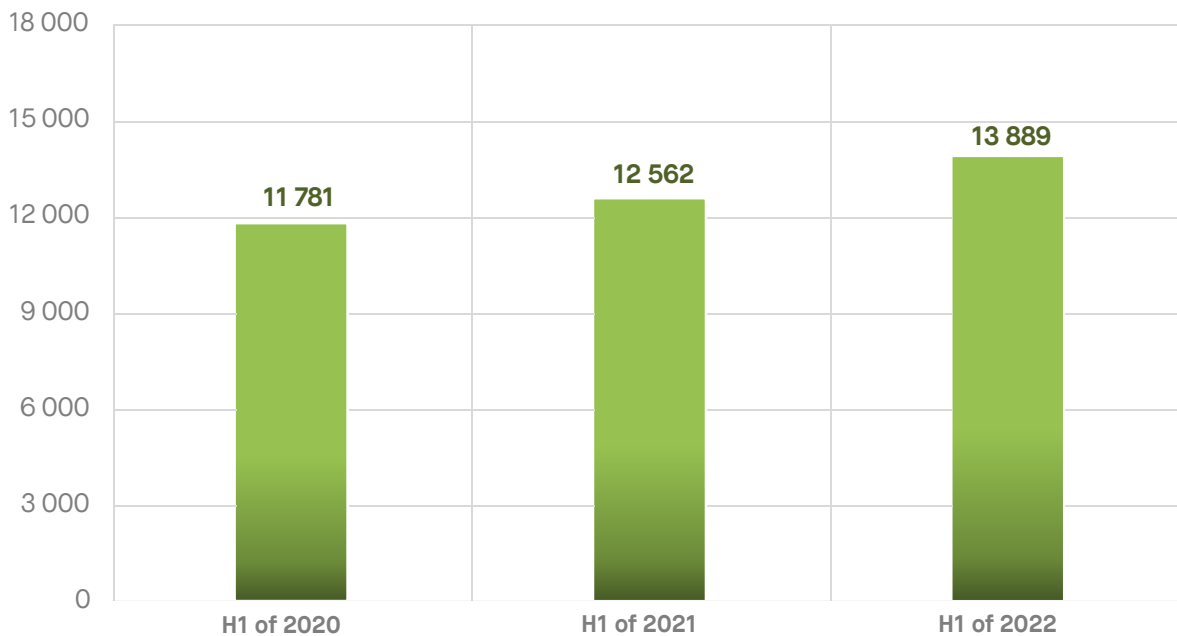
Decisions (pcs) of the Public Procurement Arbitration Board in the first half of 2020, 2021 and 2022





3. Control of notices

Number (pcs) of notices submitted to the Public Procurement Authority in the first half of 2020, 2021 and 2022



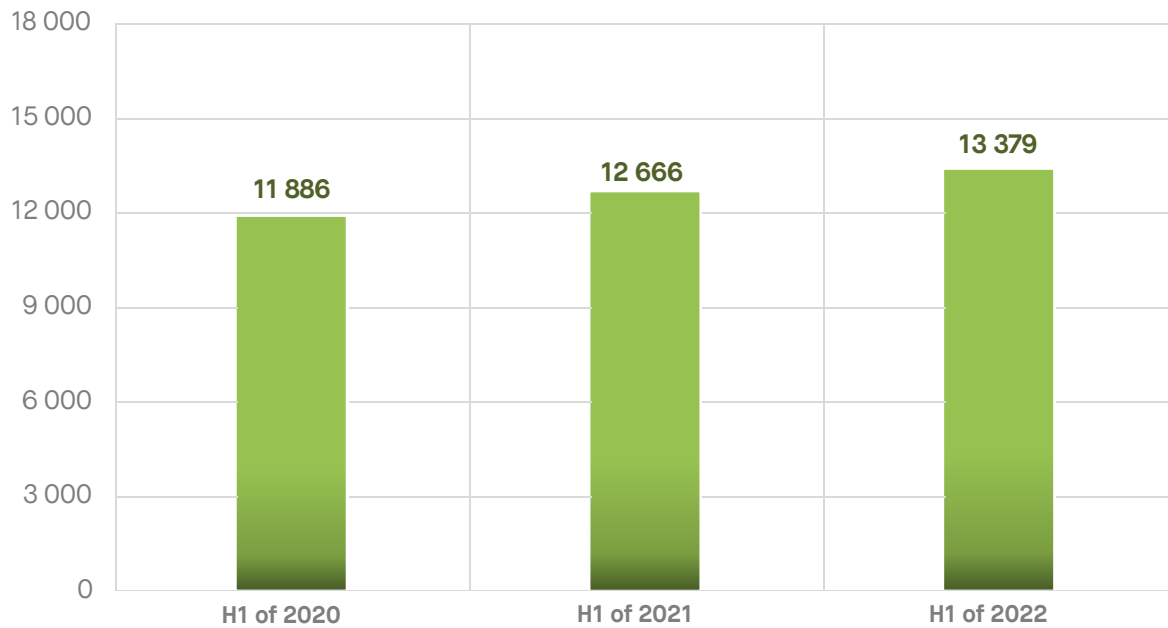
In the first half of 2022, in total **13 889 notices** were registered and processed, which is more than one thousand more than the data in the same period of last year.

The Public Procurement Authority reviews the notices to be published in the Official Journal of the European Union and in the daily edited Hungarian Public Procurement Bulletin within two working days. In the first half of **2022, in total 13 379 requests for the supply of missing information were issued**, which considerably supported contracting authorities in publishing notices with compliant content.



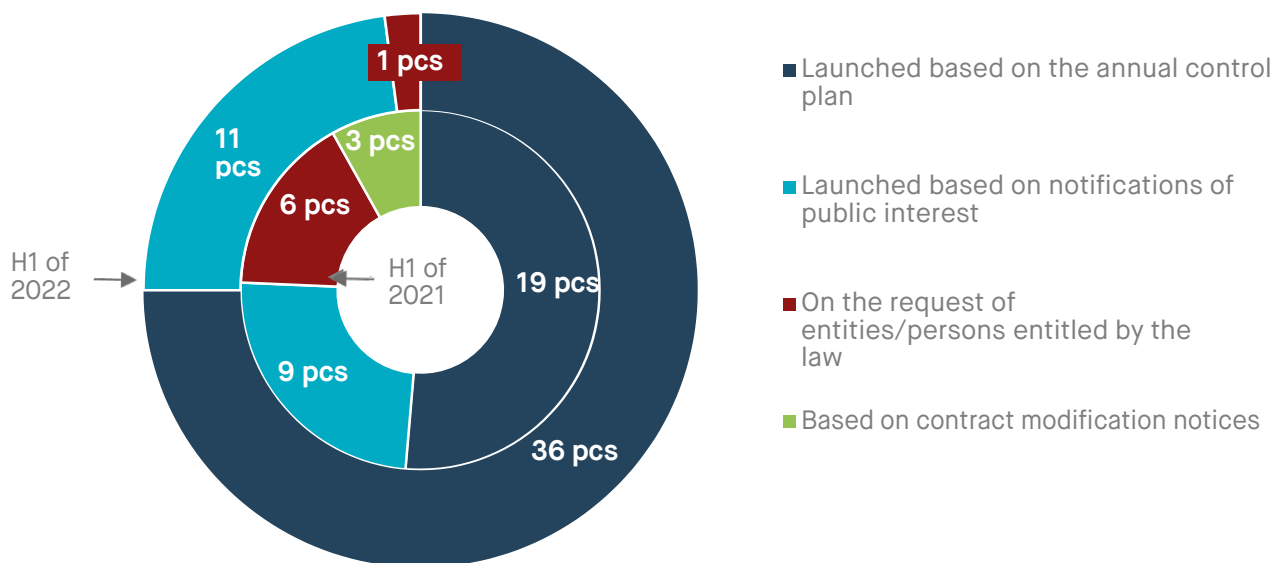
FLASH REPORT

Number (pcs) of requests for the supply of missing information issued by the Public Procurement Authority in the first half of 2020, 2021 and 2022



4. Control of public contracts

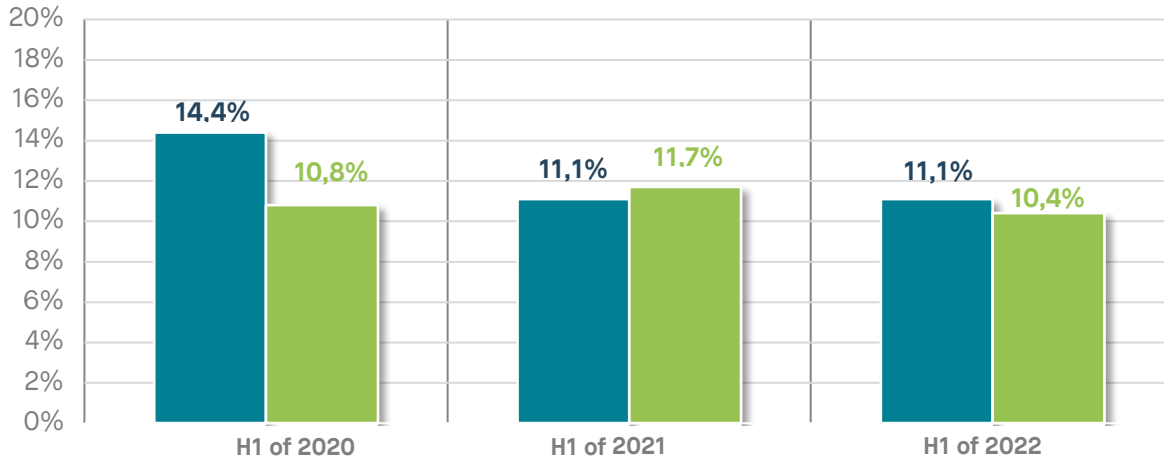
Number of contract controls ordered in the first half of 2021 and 2022





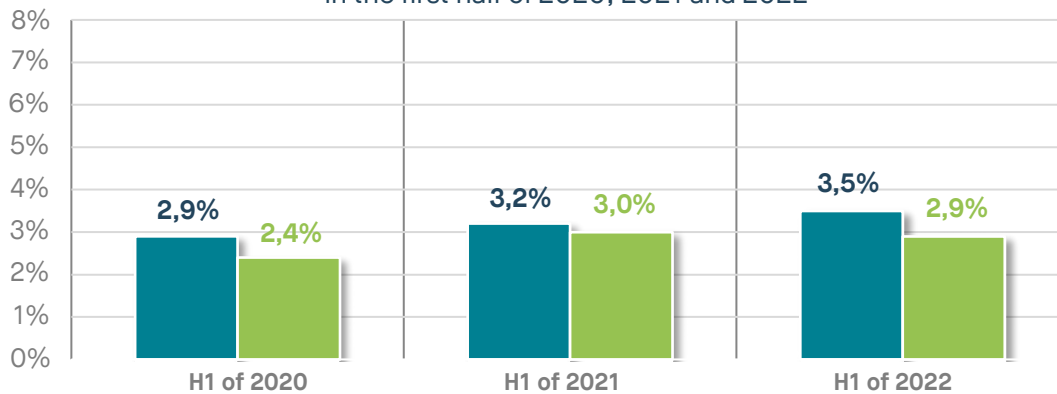
V. Sustainability aspects in Hungarian public procurements

Ratio of the number and value of procedures with *green* aspects in the first half 2020, 2021 and 2022



■ Ratio of the value of procedures (%) ■ Ratio of the number of procedures (%)

Ratio of the number and value of procedures with *social* aspects in the first half of 2020, 2021 and 2022



■ Ratio of the value of procedures (%) ■ Ratio of the number of procedures (%)

The ratio of the number of public procurements with environmental and social aspects stagnated in the first six months of 2022 compared to the same periods of the previous years and although the ratio of the value of public procurements with green aspects equals with the data of the first semester of last year, the ratio of the value of procedures with social aspects slightly increased in the first semester of 2022.

